

# BF UTILITIES

BFUL/NSE/BSE/

April 7, 2015

The Secretary,  
National Stock Exchange of India Ltd.  
Exchange Plaza, Bandra-Kurla Complex  
Bandra (E)  
Mumbai 400 051  
Symbol : BFUTILITIE  
Fax - 022-2659 8237 /38, 2659 8347 /48

Dept. of Corporate Services  
BSE Ltd.  
Phiroze Jeejeebhoy Towers,  
Dalal Street,  
Mumbai 400 001.  
Scrip Code - 532430  
Fax No.022-22723121/3719/2037

Kind Attn : Ms.Neha Gada, Manager,

Sir,

**Re :- Clause No.35 of Listing Agreement –  
Shareholding pattern as on 31<sup>st</sup> March, 2015**

As required under Clause 35 of the Listing Agreement we are sending herewith shareholding pattern of the company in the prescribed format for the quarter ended 31<sup>st</sup> March, 2015.

Thanking you,


Yours faithfully,  
For BF Utilities Limited



B. S .Mitkari  
Company Secretary

Encls :- As above.

CIN:L40108PN2000PLC015323



**KALYANI**  
GROUP COMPANY

BF UTILITIES LIMITED, MUNDHWA, PUNE CANTONMENT, PUNE 411 036, MAHARASHTRA, INDIA


Phone : +91-20-2602550/26702777 Fax : +91-20-2602506  
Email : bfutilitiesltd@vsnl.net Website : www.bfutilities.com

**Correspondence Address:**  
Cyber City, Tower 15, Level 6, Office 602,  
Magarpatta City, Hadapsar, Pune 411013.  
Phone: +91-20-6629 2550/26

# BF UTILITIES

## Introductory sub-table (I)(a)

Name of the Company: BF UTILITIES LIMITED		CIN : L40108PN2000PLC015323	
Scrip Code, Name of the scrip, class of security: 532430, BFUTILITIE, EQUITY			
Quarter ended: 31ST MARCH, 2015			
<b>Partly paid-up shares:-</b>			
	No. of partly paid-up shares	As a % of total no. of partly paid-up shares	As a % of total no. of shares of the company
Held by promoter/promoter group		#DIV/0!	0
Held by public		#DIV/0!	0
<b>Total</b>	<b>0</b>	<b>#DIV/0!</b>	<b>0</b>
<b>Outstanding convertible securities:- securities</b>			
	No. of outstanding securities	As a % of total no. of outstanding convertible securities	As a % of total no. of shares of the company, assuming full conversion of the convertible securities
Held by promoter/promoter group		#DIV/0!	0
Held by public		#DIV/0!	0
<b>Total</b>	<b>0</b>	<b>#DIV/0!</b>	<b>0</b>
<b>Warrants:-</b>			
	No. of warrants	As a % of total no. of warrants	As a % of total no. of shares of the company, assuming full conversion of warrants
Held by promoter/promoter group		#DIV/0!	0
Held by public		#DIV/0!	0
<b>Total</b>	<b>0</b>	<b>#DIV/0!</b>	<b>0</b>
Total paid-up capital of the company, assuming full conversion of warrants and convertible securities		<b>37667628</b>	








# BF UTILITIES




(C)	Shares held by Custodians and against which Depository Receipts have been issued												
1	Promoter and Promoter Group	-	-	-	-	-	-	-	0.00				#DIV/0!
2	Public	-	-	-	-	-	-	-	0.00				
	Sub-Total (C)	0	0	0	0	0	0	0	0				0
	<b>GRAND TOTAL (A)+(B)+(C)</b>	<b>38614</b>	<b>37667628</b>	<b>35308839</b>	<b>100.00</b>	<b>100.00</b>	<b>2716453</b>	<b>7.21</b>					

# BF UTILITIES

Sr.No	Notes
1	
2	
3	
4	
5	
6	
7	
8	
9	



# BF UTILITIES



(1)(b) Statement showing holding of securities (including shares, warrants, convertible securities) of persons belonging to the category "Promoter and Promoter Group"

Sl. No.	Name of the shareholder	Details of Shares held		Encumbered shares (*)		Details of warrants		Details of convertible securities		Total shares (including underlying full conversion of warrants and convertible securities) as a % of diluted share capital
		Number of shares held	As a % of grand total (A)+(B)+(C)	No.	As a percentage (V)=(V)/(III)*100	As a % of grand total (A)+(B)+(C) of sub-clause (1)(a)	Number of warrants held	As a % total number of the same class	Number of convertible securities held	
(i)	(ii)	(iii)	(iv)	(v)	(vi)	(vii)	(viii)	(ix)	(x)	(xi)
1	BABASHEB NEELKANTH KALYANI -Promoter	7204	0.02	-	0.00	0.00	-	#DIV/0!	-	#DIV/0!
2	AJINKYA INVESTMENT AND TRADING COMPANY	10292103	27.32	-	0.00	0.00	-	#DIV/0!	-	#DIV/0!
3	KALYANI INVESTMENT COMPANY LIMITED	6195046	16.45	-	0.00	0.00	-	#DIV/0!	-	#DIV/0!
4	KSL HOLDINGS PRIVATE LIMITED	4333472	11.56	1,851,852	42.54	4.92	-	#DIV/0!	-	#DIV/0!
5	PIH FINVEST COMPANY LIMITED	1424885	3.78	-	0.00	0.00	-	#DIV/0!	-	#DIV/0!
6	BF INVESTMENT LIMITED	1187903	3.15	-	0.00	0.00	-	#DIV/0!	-	#DIV/0!
7	JANNHAVI INVESTMENT PRIVATE LIMITED	458514	1.22	-	0.00	0.00	-	#DIV/0!	-	#DIV/0!
8	SUNDARAM TRADING AND INVESTMENT PVT LTD	211103	0.56	-	0.00	0.00	-	#DIV/0!	-	#DIV/0!
9	RAJGAD TRADING COMPANY PVT.LTD.	151674	0.40	-	0.00	0.00	-	#DIV/0!	-	#DIV/0!
10	KALYANI CONSULTANTS PVT.LTD.	149500	0.40	-	0.00	0.00	-	#DIV/0!	-	#DIV/0!
11	DANDAKARANYA INVESTMENT AND TRADING PVT.LTD.	93700	0.25	-	0.00	0.00	-	#DIV/0!	-	#DIV/0!
12	CAMPANULA INVESTMENT & FINANCE PVT.LTD	56189	0.15	-	0.00	0.00	-	#DIV/0!	-	#DIV/0!
13	CORNFLOWER INVESTMENT & FINANCE PVT.LTD	39600	0.11	-	0.00	0.00	-	#DIV/0!	-	#DIV/0!
14	HASTINAPUR INVESTMENT &TRADING PVT.LTD	4567	0.01	-	0.00	0.00	-	#DIV/0!	-	#DIV/0!
15	DRONACHARYA INVESTMENT & TRADING PVT.LTD	3143	0.01	-	0.00	0.00	-	#DIV/0!	-	#DIV/0!
	Relatives of Promoters									
16	GAURISHANKAR NEELKANTH KALYANI	63779	0.17	-	0.00	0.00	-	#DIV/0!	-	#DIV/0!
17	AMIT BABASHEB KALYANI	28270	0.08	-	0.00	0.00	-	#DIV/0!	-	#DIV/0!
18	ROHINI GAURISHANKAR KALYANI	2000	0.01	-	0.00	0.00	-	#DIV/0!	-	#DIV/0!
19	DR. MEERA KHENY	700	0.00	-	0.00	0.00	-	#DIV/0!	-	#DIV/0!
20	ASHOK KUMAR KHENY	672	0.00	-	0.00	0.00	-	#DIV/0!	-	#DIV/0!
21	SUGANDHA JAI HIREMATH	400	0.00	-	0.00	0.00	-	#DIV/0!	-	#DIV/0!
22	SULOCHANA NEELKANTH KALYANI Jointly Mr.B.N.Kalyani	8	0.00	-	0.00	0.00	-	#DIV/0!	-	#DIV/0!
<b>TOTAL</b>		<b>24724432</b>	<b>65.64</b>	<b>1851852</b>	<b>7.49</b>	<b>4.92</b>	<b>0</b>	<b>#DIV/0!</b>	<b>0</b>	<b>#DIV/0!</b>

(\*) The term "encumbrance" has the same meaning as assigned to it in regulation 28(3) of the SAST Regulations, 2011







# BF UTILITIES

**(I)(d) Statement showing details of locked-in shares**

Sr. No.	Name of the shareholder	Number of locked-in shares	Locked-in shares as a percentage of total number of shares {i.e., Grand Total (A)+(B)+(C) indicated in Statement at para (I)(a) above}	Promoter / Promoter Group / Public
1	NIL	-	0.00	-
<b>TOTAL</b>		<b>0</b>	<b>0.00</b>	



# BF UTILITIES

(II)(a) Statement showing details of Depository Receipts (DRs)

Sr. No.	Type of outstanding DR (ADRs, GDRs, SDRs, etc.)	Number of outstanding DRs	Number of shares underlying outstanding DRs	Shares underlying outstanding DRs as a percentage of total number of shares {i.e., Grand Total (A)+(B)+(C) indicated in Statement at para (D)(a) above}
1	NIL	-	-	0.00
				0.00
<b>TOTAL</b>		<b>0</b>	<b>0</b>	<b>0.00</b>

