

BF UTILITIES

BFUL/NSE/BSE/

October 10, 2015

The Secretary,
National Stock Exchange of India Ltd.
Exchange Plaza, Bandra-Kurla Complex
Bandra (E)
Mumbai 400 051
Symbol : BFUTILITIE
Fax - 022-2659 8237 /38, 2659 8347 /48

Dept. of Corporate Services
BSE Ltd.
Phiroze Jeejeebhoy Towers,
Dalal Street,
Mumbai 400 001.
Scrip Code - 532430
Fax No.022-22723121/3719/2037

Sir,

**Re :- Clause No.35 of Listing Agreement –
Shareholding pattern as on 30th September, 2015**

As required under Clause 35 of the Listing Agreement we are sending herewith shareholding pattern of the company in the prescribed format for the quarter ended 30th September, 2015.

Thanking you,

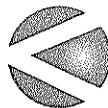
Yours faithfully,
For BF Utilities Limited



B. S. Mitkari
Company Secretary

Encls :- As above.

Correspondence Address:
Cyber City, Tower 15, Level 6, Office 602,
Magarpatta City, Hadapsar, Pune 411013.
Phone: +91-20-6629 2550/26



KALYANI
GROUP COMPANY

CIN:L40108PN2000PLC015323

BF UTILITIES LIMITED, MUNDHWA, PUNE CANTONMENT, PUNE 411 036, MAHARASHTRA, INDIA


Phone : +91-20-26822552, 26702777 Fax : +91-20-26823061

Email : bfutilitiesltd@vsnl.net Website : www.bfutilities.com


BF UTILITIES

Introductory sub-table (I)(a)

Name of the Company: BF UTILITIES LIMITED		CIN : L40108PN2000PLC015323	
Scrip Code, Name of the scrip, class of security: 532430, BFUTILITIE, EQUITY			
Quarter ended: 30TH SEPTEMBER, 2015			
Partly paid-up shares:-	No. of partly paid-up shares	As a % of total no. of partly paid-up shares	As a % of total no. of shares of the company
Held by promoter/promoter group		#DIV/0!	0
Held by public		#DIV/0!	0
Total	0	#DIV/0!	0
Outstanding convertible securities:-	No. of outstanding securities	As a % of total no. of outstanding convertible securities	As a % of total no. of shares of the company, assuming full conversion of the convertible securities
Held by promoter/promoter group		#DIV/0!	0
Held by public		#DIV/0!	0
Total	0	#DIV/0!	0
Warrants:-	No. of warrants	As a % of total no. of warrants	As a % of total no. of shares of the company, assuming full conversion of warrants
Held by promoter/promoter group		#DIV/0!	0
Held by public		#DIV/0!	0
Total	0	#DIV/0!	0
Total paid-up capital of the company, assuming full conversion of warrants and convertible securities		37687628	



BF UTILITIES




Statement Showing Shareholding Pattern										
Category code	Category of Shareholder	Number of Shareholders	Table (I)(a)						Shares Pledged or otherwise encumbered	
			Total number of shares	Number of shares held in dematerialized form	Total shareholding as a percentage of total number of shares		Number of shares	As a percentage		
(I)	(II)	(III)	(IV)	(V)	(VI)	(VII)	(VIII)	(IX)= (VIII)/(IV)*100		
(A)	Shareholding of Promoter and Promoter Group ²									
1	Indian									
(a)	Individuals/ Hindu Undivided Family	8	103033	103025	0.27	0.27		0.00	0.00	
(b)	Central Government/ State Government(s)	-	-	-	0.00	0.00		#DIV/0!		
(c)	Bodies Corporate	15	24621399	24621399	65.36	65.36	0	0.00	0.00	
(d)	Financial Institutions/ Banks	-	-	-	0.00	0.00		#DIV/0!		
(e)	Any Others(Specify)	-	-	-	0.00	0.00		#DIV/0!		
(e-i)					0.00	0.00		#DIV/0!		
(e-ii)					0.00	0.00		#DIV/0!		
	Sub Total(A)(1)	23	24724432	24724424	65.64	65.64	0	0.00	0.00	
2	Foreign									
a	Individuals (Non-Residents Individuals/ Foreign Individuals)	-	-	-	0.00	0.00		#DIV/0!		
b	Bodies Corporate	-	-	-	0.00	0.00		#DIV/0!		
c	Institutions	-	-	-	0.00	0.00		#DIV/0!		
d	Qualified Foreign Investor	-	-	-	0.00	0.00		#DIV/0!		
e	Any Others(Specify)	-	-	-	0.00	0.00		#DIV/0!		
e-i					0.00	0.00		#DIV/0!		
e-ii					0.00	0.00		#DIV/0!		
	Sub Total(A)(2)	0	0	0	0.00	0.00	0	0.00	#DIV/0!	
	Total Shareholding of Promoter and Promoter Group (A)= (A)(I)+(A)(2)	23	24724432	24724424	65.64	65.64	0	0.00	0.00	

BF UTILITIES




(B)	Public shareholding											
I	Institutions											
(a)	Mutual Funds/ UTI	8	2078		1908	0.01	0.01	0.01				
(b)	Financial Institutions / Banks	17	82674		80970	0.22	0.22	0.22	58727			71.03
(c)	Central Government/ State Government(s)	-	-		-	0.00	0.00	0.00				
(d)	Venture Capital Funds	-	-		-	0.00	0.00	0.00				
(e)	Insurance Companies	1	31549		31549	0.08	0.08	0.08				
(f)	Foreign Institutional Investors	4	106935		106935	0.28	0.28	0.28				
(g)	Foreign Venture Capital Investors	-	-		-	0.00	0.00	0.00				
(h)	Qualified Foreign Investor	-	-		-	0.00	0.00	0.00				
(i)	Any Other (specify)	-	-		-	0.00	0.00	0.00				
(i-ii)						0.00	0.00	0.00				
(i-iii)												
	Sub-Total (B)(1)	30	223236		221362	0.59	0.59	0.59	58727			26.31
B 2	Non-institutions											
(a)	Bodies Corporate	820	4197468		2617633	11.14	11.14	11.14	683328			16.28
(b)	Individuals					0.00	0.00	0.00				
I	Individuals - i. Individual shareholders holding nominal share capital up to Rs 1 lakh	41167	6582032		5817300	17.47	17.47	17.47	133259			2.02
II	ii. Individual shareholders holding nominal share capital in excess of Rs. 1 lakh.	18	1295341		1295341	3.44	3.44	3.44	0			0.00
(c)	Qualified Foreign Investor	-	-		-	0.00	0.00	0.00				
(d)	Any Other (specify)					0.00	0.00	0.00				
(d-i)	Clearing Member	314	461538		461538	1.23	1.23	1.23	67622			14.65
(d-ii)	Foreign Portfolio Investor (Corporate)	6	25033		25033	0.07	0.07	0.07	0			0.00
(d-iii)	Non Resident Indian (Repat)	277	105372		103531	0.28	0.28	0.28	0			0.00
(d-iv)	Non Resident Indian (Non Repat)	121	51156		48002	0.14	0.14	0.14	0			0.00
(d-v)	Overseas Bodies Corporates	1	350		350	0.00	0.00	0.00	0			0.00
(d-vi)	Trusts	9	1670		1670	0.00	0.00	0.00	0			0.00
	Sub-Total (B)(2)	42733	12719960		10370398	33.77	33.77	33.77	884209			6.95
(B)	Total Public Shareholding (B)= (B)(1)+(B)(2)	42763	12943196		10591760	34.36	34.36	34.36	942936			7.29
	TOTAL (A)+(B)	42786	37667628		35316184	100.00	100.00	100.00	942936			2.50

BF UTILITIES




(C)	Shares held by Custodians and against which Depository Receipts have been issued												
1	Promoter and Promoter Group	-	-	-	-	-	-	-	-	-	-	-	-
2	Public	-	-	-	-	-	-	-	-	-	-	-	-
	Sub-Total (C)	0	0	0	0	0	0	0	0	0	0	0	0
	GRAND TOTAL (A)+(B)+(C)	42786	37667628	35316184	100.00	100.00	100.00	942936	2.50				

BF UTILITIES



Sr.No	Notes
1	
2	
3	
4	
5	
6	
7	
8	
9	

BF UTILITIES



(1)(b) Statement showing holding of securities (including shares, warrants, convertible securities) of persons belonging to the category "Promoter and Promoter Group"


Sl. No.	Name of the shareholder	Details of Shares held		Encumbered shares (*)		Details of warrants		Details of convertible securities		Total shares (including underlying conversion of warrants and convertible securities) as a % of diluted share capital
		Number of shares held	As a % of grand total (A)+(B)+(C)	No.	As a percentage (V)= (VI)/(VII)*100	As a % of grand total (A)+(B)+(C) of sub-clause (I)(a)	Number of warrants held	As a % total number of the same class	Number of convertible securities held	
(i)	(ii)	(iii)	(iv)	(v)	(vi)	(vii)	(viii)	(ix)	(x)	(xi)
1	BABASAHEB NEELKANTH KALYANI -Promoter	7204	0.02	-	0.00	0.00	-	#DIV/0!	-	#DIV/0!
2	AJINKYA INVESTMENT AND TRADING COMPANY	10292103	27.32	-	0.00	0.00	-	#DIV/0!	-	#DIV/0!
3	KALYANI INVESTMENT COMPANY LIMITED	6195046	16.45	-	0.00	0.00	-	#DIV/0!	-	#DIV/0!
4	KSL HOLDINGS PRIVATE LIMITED	4353472	11.56	-	0.00	0.00	-	#DIV/0!	-	#DIV/0!
5	PIH FINVEST COMPANY LIMITED	1424885	3.78	-	0.00	0.00	-	#DIV/0!	-	#DIV/0!
6	BF INVESTMENT LIMITED	1187903	3.15	-	0.00	0.00	-	#DIV/0!	-	#DIV/0!
7	JANNHAVI INVESTMENT PRIVATE LIMITED	458514	1.22	-	0.00	0.00	-	#DIV/0!	-	#DIV/0!
8	SUNDARAM TRADING AND INVESTMENT PVT LTD	211103	0.56	-	0.00	0.00	-	#DIV/0!	-	#DIV/0!
9	RAJGAD TRADING COMPANY PVT. LTD.	151674	0.40	-	0.00	0.00	-	#DIV/0!	-	#DIV/0!
10	KALYANI CONSULTANTS PVT.LTD.	149500	0.40	-	0.00	0.00	-	#DIV/0!	-	#DIV/0!
11	DANDAKARANYA INVESTMENT AND TRADING PVT.LTD.	93700	0.25	-	0.00	0.00	-	#DIV/0!	-	#DIV/0!
12	CAMPANULA INVESTMENT & FINANCE PVT.LTD	56189	0.15	-	0.00	0.00	-	#DIV/0!	-	#DIV/0!
13	CORNFLOWER INVESTMENT & FINANCE PVT.LTD	39600	0.11	-	0.00	0.00	-	#DIV/0!	-	#DIV/0!
14	HASTINAPUR INVESTMENT & TRADING PVT.LTD	4567	0.01	-	0.00	0.00	-	#DIV/0!	-	#DIV/0!
15	DRONACHARYA INVESTMENT & TRADING PVT.LTD	3143	0.01	-	0.00	0.00	-	#DIV/0!	-	#DIV/0!
	Relatives of Promoters									
16	GAURISHANKAR NEELKANTH KALYANI	63779	0.17	-	0.00	0.00	-	#DIV/0!	-	#DIV/0!
17	AMIT BABASAHEB KALYANI	28270	0.08	-	0.00	0.00	-	#DIV/0!	-	#DIV/0!
18	ROHINI GAURISHANKAR KALYANI	2000	0.01	-	0.00	0.00	-	#DIV/0!	-	#DIV/0!
19	DR. MEERA KHENY	700	0.00	-	0.00	0.00	-	#DIV/0!	-	#DIV/0!
20	ASHOK KUMAR KHENY	672	0.00	-	0.00	0.00	-	#DIV/0!	-	#DIV/0!
21	SUGANDHA JAI HIREMATH	400	0.00	-	0.00	0.00	-	#DIV/0!	-	#DIV/0!
22	SULOCHANA NEELKANTH KALYANI Jointly Mr.B.N.Kalyani	8	0.00	-	0.00	0.00	-	#DIV/0!	-	#DIV/0!
	TOTAL	24724432	65.64	0	0.00	0.00	0	#DIV/0!	0	#DIV/0!

(*) The term "encumbrance" has the same meaning as assigned to it in regulation 28(3) of the SAST Regulations, 2011

BF UTILITIES

(1)(c)(i) Statement showing holding of securities (including shares, warrants, convertible securities) of persons belonging to the category "Public" and holding more than 1% of the total number of shares


Sr. No.	Name of the shareholder	Number of shares held	Shares as a percentage of total number of shares (i.e., Grand Total (A)+(B)+(C) indicated in Statement at para (I)(a) above}	Details of warrants		Details of convertible securities		Total shares (including underlying shares assuming full conversion of warrants and convertible securities) as a % of diluted share capital
				Number of warrants held	As a % total number of warrants of the same class	Number of convertible securities held	% w.r.t total number of convertible securities of the same class	
1	Krutadnya Management and Trading Services LLP	1568600	4.16	-	#DIV/0!	-	#DIV/0!	
TOTAL		1568600	4.16	0	#DIV/0!	0	#DIV/0!	0



BF UTILITIES

(D)(d) Statement showing details of locked-in shares


Sr. No.	Name of the shareholder	Number of locked-in shares	Locked-in shares as a percentage of total number of shares {i.e., Grand Total (A)+(B)+(C) indicated in Statement at para (D)(a) above}	Promoter / Promoter Group / Public
1	NIL	-	0.00	-
TOTAL		0	0.00	



BF UTILITIES

(II)(a) Statement showing details of Depository Receipts (DRs)

Sr. No.	Type of outstanding DR (ADRs, GDRs, SDRs, etc.)	Number of outstanding DRs	Number of shares underlying outstanding DRs	Shares underlying outstanding DRs as a percentage of total number of shares {i.e., Grand Total (A)+(B)+(C) indicated in Statement at para (I)(a) above}
1	NIL	-	-	0.00
				0.00
TOTAL		0	0	0.00



BF UTILITIES

(II)(b) Statement showing holding of Depository Receipts (DRs), where underlying shares held by "promoter/promoter group" are in excess of 1% of the total number of shares

Sr. No.	Name of the DR Holder	Type of outstanding DR (ADRs, GDRs, SDRs, etc.)	Number of shares underlying outstanding DRs	Shares underlying outstanding DRs as a percentage of total number of shares {i.e., Grand Total (A)+(B)+(C) indicated in Statement at para (I)(a) above}
1	NIL	-	-	0.00
TOTAL			0	0.00

