

BF UTILITIES

BFUL/NSE/BSE/

January 13 , 2018

The Secretary,
National Stock Exchange of India Ltd.
Exchange Plaza, Bandra-Kurla Complex
Bandra (E)
Mumbai 400 051
Symbol : BFUTILITIE

Dept. of Corporate Services
BSE Ltd.
Phiroze Jeejeebhoy Towers,
Dalal Street,
Mumbai 400 001.
Scrip Code - 532430


Dear Sir,

Re :- Regulation 31 of SEBI (Listing Obligations and Disclosure Requirements) Regulations, 2015 – Shareholding pattern as on 31st December, 2017

As required under Regulation 31 of SEBI (Listing Obligations and Disclosure Requirements) Regulations, 2015 we are sending herewith shareholding pattern of the company in the prescribed format for the quarter ended 31st December, 2017.

Thanking you,

Yours faithfully,
For BF Utilities Limited



B. S .Mitkari
Company Secretary

Encls :- As above.



KALYANI
GROUP COMPANY

Correspondence Address:
Cyber City, Tower 15, Level 6, Office 602,
Magarpatta City, Hadapsar, Pune 411013.
Phone: +91-20-6629 2550/26

CIN:L40108PN2000PLC015323

BF UTILITIES LIMITED, MUNDHWA, PUNE CANTONMENT, PUNE 411 036, MAHARASHTRA, INDIA

Phone : +91-20- 26822552, 26702777 Fax : +91-20- 26823061


Email: bfutilitesltd@vsnl.net Website : www.bfutilities.com

Shareholding Pattern under Regulation 31 of SEBI (Listing Obligations and Disclosure Requirements) Regulations, 2015

1.	Name of Listed Entity: BF Utilities Limited
2.	Scrip Code/Name of Scrip/Class of Security: 532430
3.	Share Holding Pattern Filed under: Reg. 31(1)(a)/Reg. 31(1)(b)/Reg.31(1)(c)
	a. If under 31(1)(b) then indicate the report for Quarter ending : 31st December, 2017
	b. If under 31(1)(c) then indicate date of allotment/extinguishment
4.	Declaration: The Listed entity is required to submit the following declaration to the extent of submission of information:-

	Particulars	Yes*	No*
1	Whether the Listed Entity has issued any partly paid up shares?		No
2	Whether the Listed Entity has issued any Convertible Securities or Warrants?		No
3	Whether the Listed Entity has any shares against which depository receipts are issued?		No
4	Whether the Listed Entity has any shares in locked-in?		No
5	Whether any shares held by promoters are pledge or otherwise encumbered?		No


* If the Listed Entity selects the option 'No' for the questions above, the columns for the partly paid up shares, Outstanding Convertible Securities/Warrants, depository receipts, locked-in shares, No of shares pledged or otherwise encumbered by promoters, as applicable, shall not be displayed at the time of dissemination on the Stock Exchange website. Also wherever there is 'No' declared by Listed Entity in above table the values will be considered as 'Zero' by default on submission of the format of holding of specified securities.



BF Utilities Limited

Table I - Summary Statement holding of specified securities

Category	Category of shareholder	Nos. of share holders	No. of fully paid up shares held	No. of Partly paid-up equity shares held	No. of shares under Depository Receipts	Total nos. shares held	(VII) = (IV)+(V)+(VI)	(VIII) As a % of (A+B+C2)	Shareholding as a % of total no. of shares (calculated as per SCRR, 1957)	Number of Voting Rights held in each class of securities			No. of Shares Underlying Outstanding convertible securities (including warrants)	Shareholding, as a % assuming full conversion of convertible securities (as a percentage of diluted share capital)	Number of Locked in shares		Number of Shares pledged or otherwise encumbered		Number of equity shares held in dematerialised form
										Class eg: X	Class eg: Y	Total			(IX)	(X)	(XI)	(XII)	
(I)	(II)	(III)	(IV)	(V)	(VI)	(VII)	(VIII)	(IX)	(X)	(XI)	(XII)	(XIII)	(XIV)	(XV)	(XVI)	(XVII)	(XVIII)	(XIX)	
(A)	Promoter & Promoter Group	21	21081215	0	0	21081215	21081215	55.9664	21081215	0	21081215	55.9664	0	55.9664	0	0.0000	0	0.0000	21081207
(B)	Public	44612	16586413	0	0	16586413	16586413	44.0336	16586413	0	16586413	44.0336	0	44.0336	0	0.0000	0	0.0000	14299334
(C)	Non Promoter - Non Public																		
(C1)	Shares Underlying DRs	0	0	0	0	0	0	0.0000	0	0	0	0.0000	0	0.0000	0	0.0000	0	0.0000	0
(C2)	Shares Held By Employee Trust	0	0	0	0	0	0	0.0000	0	0	0	0.0000	0	0.0000	0	0.0000	0	0.0000	0
	Total	44633	37667628	0	0	37667628	37667628	100.0000	37667628	0	37667628	100.0000	0	100.0000	0	0.0000	0	0.0000	35380541



BF Utilities Limited

Table II - Statement showing shareholding pattern of the Promoter and Promoter Group

Category & Name of the shareholders	PAN	(i)	(ii)	(iii)	(iv)	(v)	(vi)	(vii) = (iv)+(v)+(vi)	Shareholding % calculated as per SCRR, 1957 As a % of (A+B+C2)	Number of Voting Rights held in each class of securities			No. of Shares Underlying Outstanding convertible securities (including Warrants)	Shareholding B, as a % assuming full conversion of convertible securities (as a percentage of diluted share capital)	Number of Shares		Number of equity shares held in dematerialised form				
										Nos. of shares held	Partly paid up equity shares held	No. of shares under lying Depository Receipts			Total nos. shares held	Class eg: X		Class eg: Y	Total (A+B+C)	Locked in shares	pledged or otherwise encumbered
(a)	(b)	(c)	(d)	(e)	(f)	(g)	(h)	(i)	(j)	(k)	(l)	(m)	(n)	(o)	(p)	(q)	(r)				
1 Indian																					
(a) Individuals / Hindu Undivided Family																					
Gaurishankar Neelkanth Kalyani	ABAPK7885J	1	74763	0	0	0	0	74763	0.1985	74763	0	0	0	0.1985	0	0	0	74755			
Babasaheb Neelkanth Kalyani	ABIPK5782A	1	63779	0	0	0	63779	0.1693	0.1693	63779	0	0	0	0.1693	0	0	0	63779			
Rohini Gaurishankar Kalyani	ABGPK1583K	1	7204	0	0	0	7204	0.0191	0.0191	7204	0	0	0	0.0191	0	0	0	7204			
Dr. Meera Kheny	AFJPK6538F	1	2000	0	0	0	2000	0.0053	0.0053	2000	0	0	0	0.0053	0	0	0	2000			
Ashok Kumar Kheny	AUFKP7508Q	1	700	0	0	0	700	0.0019	0.0019	700	0	0	0	0.0019	0	0	0	700			
Sugandha Jai Hiremath	AAAPH8169D	1	672	0	0	0	672	0.0018	0.0018	672	0	0	0	0.0018	0	0	0	672			
Sulochana Neelkanth Kalyani	ABAPK7872P	1	400	0	0	0	400	0.0011	0.0011	400	0	0	0	0.0011	0	0	0	400			
(b) Central Government / State Government(s)																					
(c) Financial Institutions / Banks																					
(d) Any Other (Specify)																					
Bodies Corporate																					
Ajinkya Investment And Trading Company	AABCA5459K	1	21006452	0	0	0	21006452	55.7679	55.7679	21006452	0	0	0	55.7679	0	0	0	21006452			
Kalyani Investment Company Limited	AAACK8222C	1	6648886	0	0	0	6648886	17.6515	17.6515	6648886	0	0	0	17.6515	0	0	0	6648886			
Ksl Holdings Private Limited	AAACK8510H	1	6195046	0	0	0	6195046	16.4466	16.4466	6195046	0	0	0	16.4466	0	0	0	6195046			
Pih Finvest Company Limited	AAACP6085F	1	4353472	0	0	0	4353472	11.5576	11.5576	4353472	0	0	0	11.5576	0	0	0	4353472			
Bf Investment Limited	AAACB7682H	1	1424885	0	0	0	1424885	3.7828	3.7828	1424885	0	0	0	3.7828	0	0	0	1424885			
Jannhavi Investment Private Limited	AAACJ4428N	1	1187903	0	0	0	1187903	3.1536	3.1536	1187903	0	0	0	3.1536	0	0	0	1187903			
Sundaram Trading And Investment Pvt Ltd	AAACS6027N	1	458514	0	0	0	458514	1.2173	1.2173	458514	0	0	0	1.2173	0	0	0	458514			
Rajgad Trading Company Pvt.Ltd.	AAACR8546F	1	239373	0	0	0	239373	0.6355	0.6355	239373	0	0	0	0.6355	0	0	0	239373			
Kalyani Consultants Pvt.Ltd.	AAACK7314C	1	151674	0	0	0	151674	0.4027	0.4027	151674	0	0	0	0.4027	0	0	0	151674			
Dandakaranya Investment And Trading Pvt.Ltd.	AAACD7367E	1	149500	0	0	0	149500	0.3969	0.3969	149500	0	0	0	0.3969	0	0	0	149500			
Campanula Investment & Finance Pvt.Ltd	AAACC7261L	1	93700	0	0	0	93700	0.2488	0.2488	93700	0	0	0	0.2488	0	0	0	93700			
Cornflower Investment & Finance Pvt.Ltd	AAACC7259A	1	56189	0	0	0	56189	0.1492	0.1492	56189	0	0	0	0.1492	0	0	0	56189			
Hastinapur Investment & Trading Pvt.Ltd	AAACH5159G	1	39600	0	0	0	39600	0.1051	0.1051	39600	0	0	0	0.1051	0	0	0	39600			
Dronacharya Investment & Trading Pvt.Ltd	AAACD7369L	1	4567	0	0	0	4567	0.0121	0.0121	4567	0	0	0	0.0121	0	0	0	4567			
Sub Total (A)(1)		21	21081215	0	0	0	21081215	55.9664	55.9664	21081215	0	0	0	55.9664	0	0	0	21081207			

2

BF Utilities Limited

Table II - Statement showing shareholding pattern of the Promoter and Promoter Group


Category & Name of the shareholders	PAN	Nos. of shares held	Nos. of fully paid up equity shares held	Partly paid-up equity shares held	No. of shares underlying Depository Receipts	Total nos. shares held (VII) = (IV)+(V)+(VI)	Shareholding % as per SCRR, 1957 As a % of (A+B+C2)	Number of Voting Rights held in each class of securities			No. of Shares Underlying Outstanding convertible securities (including Warrants)	Shareholding, as a % assuming full conversion of convertible securities (as a percentage of diluted share capital)	Number of Locked in shares		Number of Shares pledged or otherwise encumbered		Number of equity shares held in dematerialised form
								No of Voting Rights	Class	Total			No. (a)	No. (b)	As a % of total Shares held (b)	As a % of total Shares held (a)	
2 Foreign																	
Individuals (Non-Resident Individuals / Foreign Individuals)		0	0	0	0	0	0.0000	0	0	0	0	0	0	0	0	0	0
Government		0	0	0	0	0	0.0000	0	0	0	0	0	0	0	0	0	0
Institutions		0	0	0	0	0	0.0000	0	0	0	0	0	0	0	0	0	0
Foreign Portfolio Investor		0	0	0	0	0	0.0000	0	0	0	0	0	0	0	0	0	0
Any Other (Specify)		0	0	0	0	0	0.0000	0	0	0	0	0	0	0	0	0	0
Sub Total (A)(2)		0	0	0	0	0	0.0000	0	0	0	0	0	0	0	0	0	0
Total Shareholding Of Promoter And Promoter Group (A) = (A)(1)+(A)(2)		21	21081215	0	0	21081215	55.9664	21081215	0	21081215	55.9664	0	0.0000	0	0.0000	0	21081207

Details of Shares which remain unclaimed may be given hear along with details such as number of shareholders, outstanding shares held in demat/unclaimed suspense account, voting rights which are frozen etc.

Note :

(1) PAN would not be displayed on website of Stock Exchange(s)

(2) The term 'Encumbrance' has the same meaning as assigned under regulation 28(3) of SEBI (Substantial Acquisition of Shares and Takeovers) Regulations, 2011.



BF Utilities Limited

Table III - Statement showing shareholding pattern of the Public shareholder

Category & Name of the shareholders	PAN	(i)	(ii)	(iii)	(iv)	(v)	(vi)	(vii) = (iv)+(v)+(vi)	(viii) As a % of (A+B+C2)	Number of Voting Rights held in each class of securities			Total as a % of (A+B+C)	(ix)	(x) = (vii)+(x) As a % of (A+B+C2)	Shareholding, as a % assuming full conversion of convertible securities (as a percentage of diluted share capital)		No. of Shares held (a)	As a % of total Shares held (b)	(xii)	(xiii)	Number of Shares pledged or otherwise encumbered	Number of equity shares held in dematerialised form								
										Nos. of shareholders	No. of fully paid up shares held	Partly-paid-up equity shares held				No. of shares under lying Depository Receipts	Total nos. shares held							Shareholding % calculated as per SCRR, 1957 As a % of (A+B+C2)	No of Voting Rights			No. of Shares Underlying Outstanding convertible securities (including Warrants)	No. of Shares Locked in shares	No. of Shares held (a)	As a % of total Shares held (b)
																									Class eg: X	Class eg: Y	Total				
1 Institutions																															
(a) Mutual Fund		6	1709	0	0	0	0	1709	0.0045	1709	0	1709	0.0045	0	0.0045	0	0.0000	0	0.0000	NA	NA	1539									
(b) Venture Capital Funds		0	0	0	0	0	0	0	0.0000	0	0	0	0.0000	0	0.0000	0	0.0000	0	0.0000	NA	NA	0									
(c) Alternate Investment Funds		0	0	0	0	0	0	0	0.0000	0	0	0	0.0000	0	0.0000	0	0.0000	0	0.0000	NA	NA	0									
(d) Foreign Venture Capital Investors		0	0	0	0	0	0	0	0.0000	0	0	0	0.0000	0	0.0000	0	0.0000	0	0.0000	NA	NA	0									
(e) Foreign Portfolio Investor		14	322442	0	0	0	0	322442	0.8560	322442	0	322442	0.8560	0	0.8560	0	0.0000	0	0.0000	NA	NA	322442									
(f) Financial Institutions / Banks		16	249423	0	0	0	0	249423	0.6622	249423	0	249423	0.6622	0	0.6622	0	0.0000	0	0.0000	NA	NA	247719									
(g) Insurance Companies		1	31549	0	0	0	0	31549	0.0838	31549	0	31549	0.0838	0	0.0838	0	0.0000	0	0.0000	NA	NA	31549									
(h) Provident Funds/ Pension Funds		0	0	0	0	0	0	0	0.0000	0	0	0	0.0000	0	0.0000	0	0.0000	0	0.0000	NA	NA	0									
(i) Any Other (Specify)		0	0	0	0	0	0	0	0.0000	0	0	0	0.0000	0	0.0000	0	0.0000	0	0.0000	NA	NA	0									
Sub Total (B)(1)		37	605123	0	0	0	0	605123	1.6065	605123	0	605123	1.6065	0	1.6065	0	0.0000	0	0.0000	NA	NA	603249									
2 Central Government/ State Government(s)/ President of India																															
Sub Total (B)(2)		0	0	0	0	0	0	0	0.0000	0	0	0	0.0000	0	0.0000	0	0.0000	0	0.0000	NA	NA	0									
3 Non-Institutions																															
(a) Individuals																															
i. Individual shareholders holding nominal share capital up to Rs. 2 lakhs.		41696	7968549	0	0	0	0	7968549	21.1549	7968549	0	7968549	21.1549	0	21.1549	0	0.0000	0	0.0000	NA	NA	7268174									
ii. Individual shareholders holding nominal share capital in excess of Rs. 2 lakhs.		11	935552	0	0	0	0	935552	2.4837	935552	0	935552	2.4837	0	2.4837	0	0.0000	0	0.0000	NA	NA	935552									
(b) NBFCs registered with RBI		0	0	0	0	0	0	0	0.0000	0	0	0	0.0000	0	0.0000	0	0.0000	0	0.0000	NA	NA	0									
(c) Employee Trusts		0	0	0	0	0	0	0	0.0000	0	0	0	0.0000	0	0.0000	0	0.0000	0	0.0000	NA	NA	0									
(d) Overseas Depositories(holding DRs) (balancing figure)		0	0	0	0	0	0	0	0.0000	0	0	0	0.0000	0	0.0000	0	0.0000	0	0.0000	NA	NA	0									

E.M.V

BF Utilities Limited

Table III - Statement showing shareholding pattern of the Public shareholder

Category & Name of the shareholders	PAN	(I)	(II)	(III)	(IV)	(V)	(VI)	(VII) = (IV)+(V)+(VI)	(VIII) As a % of (A+B+C2)	Number of Voting Rights held in each class of securities			No. of Shares Underlying Outstanding convertible securities (including Warrants)	Shareholding, as a % assuming full conversion of convertible securities (as a percentage of diluted share capital) (XI) = (VII)+(X) As a % of (A+B+C2)	Number of Locked in shares	Number of Shares pledged or otherwise encumbered	Number of equity shares held in dematerialised form							
										No. of fully paid up equity shares held	Partly paid-up equity shares held	No. of shares underlying Depository Receipts						Shareholding % calculated as per SCRR, 1957 As a % of (A+B+C2)	Total as a % of (A+B+C)	Class eg: X eg: Y Total	No. Shares (a)	As a % of total Shares held (b)	No. Shares (a)	As a % of total Shares held (b)
(e) Any Other (Specify)																								
Trusts		2868	7077189	0	0	0	0	7077189	18.7885	0	7077189	18.7885	0	0.0000	0	0.0000	NA	5492359						
Foreign Nationals		9	1770	0	0	0	0	1770	0.0047	0	1770	0.0047	0	0.0000	0	0.0000	NA	1770						
Hindu Undivided Family		1	165	0	0	0	0	165	0.0004	0	165	0.0004	0	0.0000	0	0.0000	NA	165						
Non Resident Indians (Non Repat)		1418	718780	0	0	0	0	718780	1.9082	0	718780	1.9082	0	0.0000	0	0.0000	NA	718780						
Non Resident Indians (Repat)		153	54458	0	0	0	0	54458	0.1446	0	54458	0.1446	0	0.0000	0	0.0000	NA	51304						
Overseas Bodies Corporates		271	128473	0	0	0	0	128473	0.3411	0	128473	0.3411	0	0.0000	0	0.0000	NA	126632						
Clearing Member		1	350	0	0	0	0	350	0.0009	0	350	0.0009	0	0.0000	0	0.0000	NA	350						
Bodies Corporate		362	1031964	0	0	0	0	1031964	2.7397	0	1031964	2.7397	0	0.0000	0	0.0000	NA	1031964						
Krutadnya Management And Trading Services Lp	AANFK3728N	653	5141229	0	0	0	0	5141229	13.6489	0	5141229	13.6489	0	0.0000	0	0.0000	NA	3561394						
Sub Total (B)(3)		1	1568600	0	0	0	0	1568600	4.1643	0	1568600	4.1643	0	0.0000	0	0.0000	NA	0						
Total Public Shareholding (B)= (B)(1)+(B)(2)+(B)(3)		44575	15981290	0	0	0	0	15981290	42.4271	0	15981290	42.4271	0	0.0000	0	0.0000	NA	13696085						
		44612	16586413	0	0	0	0	16586413	44.0336	0	16586413	44.0336	0	0.0000	0	0.0000	NA	14299334						

Details of the shareholders acting as persons in Concert including their Shareholding (No. and %):

No. of shareholders	No. of Shares


Details of Shares which remain unclaimed may be given hear along with details such as number of shareholders, outstanding shares held in demat/unclaimed suspense account, voting rights which are frozen etc.

Note :

(1) PAN would not be displayed on website of Stock Exchange(s).

(2) The above format needs to disclose name of all holders holding more than 1% of total number of shares

(3) W.r.t. the information pertaining to Depository Receipts, the same may be disclosed in the respective columns to the extent information available and the balance to be disclosed as held by the custodian.



BF Utilities Limited

Table IV - Statement showing shareholding pattern of the Non Promoter- Non Public shareholder

Category & Name of the shareholders	PAN	Nos. of share holders	No. of fully paid up equity shares held	Partly paid-up equity shares held	No. of shares underlying Depository Receipts	Shareholding % calculated as per SCRR, 1957 As a % of (A+B+C2)	Number of Voting Rights held in each class of securities			No. of Shares Underlying Outstanding convertible securities (including Warrants)	Shareholding, as a % assuming full conversion of convertible securities (as a percentage of diluted share (XI) = (VII)+(X) As a % of (A+B+C2)	Number of Locked in shares		Number of Shares pledged or otherwise encumbered		Number of equity shares held in dematerialised form		
							No of Voting Rights	Class eg: X	Class eg: Y			Total	No. (a)	As a % of total Shares held(b)	No. (a)		As a % of total Shares held(b)	
																		Total as a % of (A+B+C)
(I) Custodian/DR Holder	(II)	(III)	(IV)	(V)	(VI)	(VII) = (IV)+(V)+(VI)	(VIII) As a % of (A+B+C2)	(IX)	(X)	(XI)	(XII)	(XIII)	(XIV)					
Employee Benefit Trust (under SEBI (Share based Employee Benefit) Regulations, 2014)		0	0	0	0	0	0.0000	0	0	0	0.0000	0	0.0000	0	0.0000	0	0.0000	0
Total Non-Promoter- Non Public Shareholding (C) = (C1)+(C2)		0	0	0	0	0	0.0000	0	0	0	0.0000	0	0.0000	0	0.0000	0	0.0000	0

Note:

- (1) PAN would not be displayed on website of Stock Exchange(s).
- (2) The above format needs to disclose name of all holders holding more than 1% of total number of shares
- (3) W.r.t. the information pertaining to Depository Receipts, the same may be disclosed in the respective columns to the extent information available and the balance to be disclosed as held by custodian.

