

BF UTILITIES

CIN:L40108PN2000PLC015323

BFUL/NSE/BSE/

January 11, 2019

The Secretary,
National Stock Exchange of India Ltd.
Exchange Plaza, Bandra-Kurla Complex
Bandra (E)
Mumbai 400 051
Symbol : BFUTILITIE

Dept. of Corporate Services
BSE Ltd.
Phiroze Jeejeebhoy Towers,
Dalal Street,
Mumbai 400 001.
Scrip Code - 532430


Dear Sir,

Re :- Regulation 31 of SEBI (Listing Obligations and Disclosure Requirements) Regulations, 2015 – Shareholding pattern as on 31st December, 2018

As required under Regulation 31 of SEBI (Listing Obligations and Disclosure Requirements) Regulations, 2015 we are sending herewith shareholding pattern of the company in the prescribed format for the quarter ended 31st December, 2018.

Thanking you,

Yours faithfully,
For BF Utilities Limited



B. S. Mitkari
Company Secretary

Encls :- As above.



KALYANI
GROUP COMPANY

Corporate Office Address:
Cyber City, Plot No. 6, Office 602,
Magarpatta City, Magarpur, Pune 411013.
Phone: +91-20-6629 2550/26

BF Utilities Limited

Shareholding Pattern under Regulation 31 of SEBI (Listing Obligations and Disclosure Requirements) Regulations, 2015

1.	Name of Listed Entity: BF Utilities Limited
2.	Scrip Code/Name of Scrip/Class of Security: 532430
3.	Share Holding Pattern Filed under: Reg. 31(1)(a)/Reg. 31(1)(b)/Reg.31(1)(c)
	a. If under 31(1)(b) then indicate the report for Quarter ending : 31st December, 2018
	b. If under 31(1)(c) then indicate date of allotment/extinguishment
4.	Declaration: The Listed entity is required to submit the following declaration to the extent of submission of information:-

	Particulars	Yes*	No*
1	Whether the Listed Entity has issued any partly paid up shares?		No
2	Whether the Listed Entity has issued any Convertible Securities or Warrants?		No
3	Whether the Listed Entity has any shares against which depository receipts are issued?		No
4	Whether the Listed Entity has any shares in locked-in?		No
5	Whether any shares held by promoters are pledge or otherwise encumbered?		No

* If the Listed Entity selects the option 'No' for the questions above, the columns for the partly paid up shares, Outstanding Convertible Securities/Warrants, depository receipts, locked-in shares, No of shares pledged or otherwise encumbered by promoters, as applicable, shall not be displayed at the time of dissemination on the Stock Exchange website. Also wherever there is 'No' declared by Listed Entity in above table the values will be considered as 'Zero' by default on submission of the format of holding of specified securities.



BF Utilities Limited

Table I - Summary Statement holding of specified securities

Category	(I)	(II)	(III)	(IV)	(V)	(VI)	No. of shares underlying Depository Receipts	Total nos. shares held (VII) = (IV)+(V)+(VI)	Shareholding as a % of total no. of shares (calculated as per SCRR, 1957) (VII) As a % of (A+B+C2)	Number of Voting Rights held in each class of securities			No. of Shares Underlying Outstanding convertible securities (including Warrants)	Shareholding, as a % assuming full conversion of convertible securities (as a percentage of diluted share capital) (XI) = (VII)+(X) As a % of (A+B+C2)	Number of Locked in shares		Number of Shares pledged or otherwise encumbered		Number of equity shares held in dematerialised form
										No of Voting Rights		Total as a % of (A+B+C)			No. (a)	No. (b)	As a % of total Shares held (b)	As a % of total Shares held (a)	
										Class eg: X	Class eg: Y								
(A) Promoter & Promoter Group	22		21085215	0	0	21085215	0	21085215	55.9770	0	21085215	55.9770	0	0.0000	0	0.0000	0	21085207	
(B) Public	47993		16582413	0	0	16582413	0	16582413	44.0230	0	16582413	44.0230	0	0.0000	0	0.0000	NA	14337254	
(C) Non Promoter - Non Public	0		0	0	0	0	0	0	0.0000	0	0	0.0000	0	0.0000	0	0.0000	NA	0	
(C1) Shares Underlying DRs	0		0	0	0	0	0	0	0.0000	0	0	0.0000	0	0.0000	0	0.0000	NA	0	
(C2) Shares Held By Employee Trust	0		0	0	0	0	0	0	0.0000	0	0	0.0000	0	0.0000	0	0.0000	NA	0	
Total	48015		37667628	0	0	37667628	0	37667628	100.0000	0	37667628	100.0000	0	100.0000	0	0.0000	0	35422461	



BF Utilities Limited

Table II - Statement showing shareholding pattern of the Promoter and Promoter Group

Category & Name of the shareholders	PAN	(I)	(II)	(III)	(IV)	(V)	(VI)	(VII) = (IV)+(V)+(VI)	Shareholding % calculated as per SCRR, 1957 As a % of (A+B+C2)	Number of Voting Rights held in each class of securities			No. of Shares Underlying convertible securities (including Warrants)	Shareholding % assuming full conversion of convertible securities as a percentage of diluted share capital	Number of Locked in shares		Number of Shares pledged or otherwise encumbered		(XIV)							
										Nos. of shareholders	No. of fully paid up equity shares held	Partly paid-up equity shares held			No. of shares underlying Depository Receipts	Total nos. shares held	Shareholding % of (A+B+C2)	No of Voting Rights		Total as a % of (A+B+C)	(X)	(VII)+(X) As a % of (A+B+C2)	No. Locked in shares	As a % of total Shares held(b) (a)	No. Shares held(b) (a)	As a % of total Shares held in dematerialised form
1 Indian																										
(a) Individuals / Hindu Undivided Family																										
Gaurishankar Neelkanth Kalyani	ABAPK7885J		8	78763	0	0	0	78763	0.2091	0	78763	0.2091	0	0.2091	0	0.0000	0	0.0000	0	0.0000	78755					
Babasaheb Neelkanth Kalyani	ABIPK5782A		1	63779	0	0	0	63779	0.1693	0	63779	0.1693	0	0.1693	0	0.0000	0	0.0000	0	0.0000	63779					
Sunita Babasaheb Kalyani	AEXPK3897G		1	4000	0	0	0	4000	0.0106	0	4000	0.0106	0	0.0106	0	0.0000	0	0.0000	0	0.0000	4000					
Rohini Gaurishankar Kalyani	ABGPK1583K		1	2000	0	0	0	2000	0.0053	0	2000	0.0053	0	0.0053	0	0.0000	0	0.0000	0	0.0000	2000					
Dr. Meera Kheny	AFJPK6538F		1	700	0	0	0	700	0.0019	0	700	0.0019	0	0.0019	0	0.0000	0	0.0000	0	0.0000	700					
Ashok Kumar Kheny	AFUPK7508Q		1	672	0	0	0	672	0.0018	0	672	0.0018	0	0.0018	0	0.0000	0	0.0000	0	0.0000	672					
Sugandha Jai Hiremath	AACP8169D		1	400	0	0	0	400	0.0011	0	400	0.0011	0	0.0011	0	0.0000	0	0.0000	0	0.0000	400					
Sulochana Neelkanth Kalyani	ABAPK7872P		1	8	0	0	0	8	0.0000	0	8	0.0000	0	0.0000	0	0.0000	0	0.0000	0	0.0000	0					
(b) Central Government / State Government(s)			0	0	0	0	0	0	0.0000	0	0	0.0000	0	0.0000	0	0.0000	0	0.0000	0	0.0000	0					
(c) Financial Institutions / Banks			0	0	0	0	0	0	0.0000	0	0	0.0000	0	0.0000	0	0.0000	0	0.0000	0	0.0000	0					
(d) Any Other (Specify)			14	21006452	0	0	0	21006452	55.7679	21006452	21006452	55.7679	0	55.7679	0	0.0000	0	0.0000	0	0.0000	21006452					
Bodies Corporate			14	21006452	0	0	0	21006452	55.7679	21006452	21006452	55.7679	0	55.7679	0	0.0000	0	0.0000	0	0.0000	21006452					
Ajinkya Investment And Trading Company	AABCA5459K		1	6648886	0	0	0	6648886	17.6515	6648886	6648886	17.6515	0	17.6515	0	0.0000	0	0.0000	0	0.0000	6648886					
Kalyani Investment Company Limited	AADCK8222C		1	6195046	0	0	0	6195046	16.4466	6195046	6195046	16.4466	0	16.4466	0	0.0000	0	0.0000	0	0.0000	6195046					
Ksl Holdings Private Limited	AABCK8510H		1	4353472	0	0	0	4353472	11.5576	4353472	4353472	11.5576	0	11.5576	0	0.0000	0	0.0000	0	0.0000	4353472					
Pih Finvest Company Limited	AAAACP6085F		1	1424885	0	0	0	1424885	3.7828	1424885	1424885	3.7828	0	3.7828	0	0.0000	0	0.0000	0	0.0000	1424885					
Bf Investment Limited	AADCB7682H		1	1187903	0	0	0	1187903	3.1536	1187903	1187903	3.1536	0	3.1536	0	0.0000	0	0.0000	0	0.0000	1187903					
Jannhavi Investment Private Limited	AAACJ4428N		1	458514	0	0	0	458514	1.2173	458514	458514	1.2173	0	1.2173	0	0.0000	0	0.0000	0	0.0000	458514					
Sundaram Trading And Investment Pvt Ltd	AACCS6027N		1	239373	0	0	0	239373	0.6355	239373	239373	0.6355	0	0.6355	0	0.0000	0	0.0000	0	0.0000	239373					
Rajgad Trading Company Pvt. Ltd.	AAACR8546F		1	151674	0	0	0	151674	0.4027	151674	151674	0.4027	0	0.4027	0	0.0000	0	0.0000	0	0.0000	151674					
Kalyani Consultants Pvt. Ltd.	AAACK7314C		1	149500	0	0	0	149500	0.3969	149500	149500	0.3969	0	0.3969	0	0.0000	0	0.0000	0	0.0000	149500					
Dandakaranya Investment And Trading Pvt.Ltd.	AAACD7367E		1	93700	0	0	0	93700	0.2488	93700	93700	0.2488	0	0.2488	0	0.0000	0	0.0000	0	0.0000	93700					
Campanula Investment & Finance Pvt. Ltd	AAACCT261L		1	56189	0	0	0	56189	0.1492	56189	56189	0.1492	0	0.1492	0	0.0000	0	0.0000	0	0.0000	56189					
Cornflower Investment & Finance Pvt. Ltd	AAACCT259A		1	39600	0	0	0	39600	0.1051	39600	39600	0.1051	0	0.1051	0	0.0000	0	0.0000	0	0.0000	39600					
Hastinapur Investment & Trading Pvt. Ltd	AAACH5159G		1	4567	0	0	0	4567	0.0121	4567	4567	0.0121	0	0.0121	0	0.0000	0	0.0000	0	0.0000	4567					
Dronacharya Investment & Trading Pvt. Ltd	AAACD7369L		1	3143	0	0	0	3143	0.0083	3143	3143	0.0083	0	0.0083	0	0.0000	0	0.0000	0	0.0000	3143					
Sub Total (A)(1)			22	21085215	0	0	0	21085215	55.9770	21085215	21085215	55.9770	0	55.9770	0	0.0000	0	0.0000	0	0.0000	21085207					



Table II - Statement showing shareholding pattern of the Promoter and Promoter Group

Category & Name of the shareholders	PAN	(I)	(II)	(III)	(IV)	(V)	(VI)	(VII) = (IV)+(V)+ (VI)	(VIII) As a % of (A+B+C2)	Number of Voting Rights held in each class of securities			Shareholding B, as a % assuming full conversion of convertible securities (as a percentage of diluted share capital)	Number of Locked in shares		Number of Shares pledged or otherwise encumbered		Number of equity shares held in dematerialised form		
										No. of Voting Rights	Total as a % of (A+B+C)	No. of Shares Underlying convertible securities (including Warrants)		No. (a)	As a % of total Shares held (b)	No. (a)	As a % of total Shares held (b)			
																			Class eg: X (eg: Y)	Total
2 Foreign Individuals (Non-Resident Individuals / Foreign Individuals)																				
(a) Government																				
(b) Institutions																				
(c) Foreign Portfolio Investor																				
(d) Any Other (Specify)																				
(e) Sub Total (A)(2)																				
Total Shareholding Of Promoter And Promoter Group (A)= (A)(1)+(A)(2)			22	21085215	0	0	0	21085215	55.9770	21085215	0	21085215	55.9770	0	0.0000	0	0.0000	0	0.0000	21085207

Details of Shares which remain unclaimed may be given hear along with details such as number of shareholders, outstanding shares held in demat/unclaimed suspense account, voting rights which are frozen etc.

Note :

(1) PAN would not be displayed on website of Stock Exchange(s)

(2) The term 'Encumbrance' has the same meaning as assigned under regulation 28(3) of SEBI (Substantial Acquisition of Shares and Takeovers) Regulations, 2011.




Table III - Statement showing shareholding pattern of the Public shareholder

Category & Name of the shareholders	PAN	(I)	(II)	(III)	(IV)	(V)	No. of shares underlying Depository Receipts	Total nos. shares held (VII) = (IV)+(V)+(VI)	Shareholding % calculate as per SCRR, 1957 As a % of (A+B+C2) (VIII) As a % of (A+B+C2)	Number of Voting Rights held in each class of securities			(IX)	(X)	Shareholding % as assuming full conversion of convertible securities (as a percentage of diluted share capital) (XI) = (VII)+(X) As a % of	Number of Locked in shares		Number of Shares pledged or otherwise encumbered	Number of equity shares held in dematerialised form				
										Nos. of share holder's	No. of fully paid up equity shares held	Partly paid-up equity shares held				No. of Voting Rights	Total as a % of (A+B+C)			No. Shares held (a)	As a % of total Shares held (b)	No. Shares held (a)	As a % of total Shares held (b)
1 Institutions																							
(a) Mutual Fund				6	1709	0	0	1709	0.0045	1709	0	1709	0.0045	0	0.0045	0	0.0000	NA	1539				
(b) Venture Capital Funds				0	0	0	0	0	0.0000	0	0	0	0.0000	0	0.0000	0	0.0000	NA	0				
(c) Alternate Investment Funds				0	0	0	0	0	0.0000	0	0	0	0.0000	0	0.0000	0	0.0000	NA	0				
(d) Foreign Venture Capital Investors				0	0	0	0	0	0.0000	0	0	0	0.0000	0	0.0000	0	0.0000	NA	0				
(e) Foreign Portfolio Investor				11	250933	0	0	250933	0.6662	250933	0	250933	0.6662	0	0.6662	0	0.0000	NA	250933				
(f) Financial Institutions / Banks				13	104962	0	0	104962	0.2787	104962	0	104962	0.2787	0	0.2787	0	0.0000	NA	102258				
(g) Insurance Companies				1	31549	0	0	31549	0.0838	31549	0	31549	0.0838	0	0.0838	0	0.0000	NA	31549				
(h) Provident Funds/ Pension Funds				0	0	0	0	0	0.0000	0	0	0	0.0000	0	0.0000	0	0.0000	NA	0				
(i) Any Other (Specify)				2	98	0	0	98	0.0003	98	0	98	0.0003	0	0.0003	0	0.0000	NA	98				
Foreign Bank				2	98	0	0	98	0.0003	98	0	98	0.0003	0	0.0003	0	0.0000	NA	98				
Sub Total (B)(1)				33	389251	0	0	389251	1.0334	389251	0	389251	1.0334	0	1.0334	0	0.0000	NA	387377				
2 Central Government/ State Government(s)/ President of India				0	0	0	0	0	0.0000	0	0	0	0.0000	0	0.0000	0	0.0000	NA	0				
Sub Total (B)(2)				0	0	0	0	0	0.0000	0	0	0	0.0000	0	0.0000	0	0.0000	NA	0				
3 Non-Institutions																							
(a) Individuals																							
i. Individual shareholders holding nominal share capital up to Rs. 2 lakhs.				45139	8927360	0	0	8927360	23.7004	8927360	0	8927360	23.7004	0	23.7004	0	0.0000	NA	8268395				
ii. Individual shareholders holding nominal share capital in excess of Rs. 2 lakhs.				8	968359	0	0	968359	2.5708	968359	0	968359	2.5708	0	2.5708	0	0.0000	NA	968359				
(b) NBFCs registered with RBI				11	35990	0	0	35990	0.0955	35990	0	35990	0.0955	0	0.0955	0	0.0000	NA	35990				
Trust Employee				0	0	0	0	0	0.0000	0	0	0	0.0000	0	0.0000	0	0.0000	NA	0				
(d) Overseas Depositories(holding DRs) (balancing figure)				0	0	0	0	0	0.0000	0	0	0	0.0000	0	0.0000	0	0.0000	NA	0				



BF Utilities Limited

Table III - Statement showing shareholding pattern of the Public shareholder

Category & Name of the shareholders	PAN	Nos. of share holders	No. of fully paid up equity shares held	Partly paid-up equity shares held	No. of shares underlying Depository Receipts	Shareholding % calculate d as per SCRR, 1957 As a % of (A+B+C2)	Number of Voting Rights held in each class of securities			No. of Shares Underlying Outstanding convertible securities (including Warrants)	Shareholdin g, as a % assuming full conversion of convertible securities (as a percentage of diluted share capital) (XI) = (VII)+(X) As a % of	Number of Locked in shares		Number of Shares pledged or otherwise encumbered	Number of equity shares held in demateria lised form
							No of Voting Rights	Class eg: X	Total			No. Shares held(a)	As a % of total Shares held(b)		
(e) Any Other (Specify)	(I)	(II)	(III)	(IV)	(V)	(VI)	(VII) As a % of (A+B+C2)	(IX)	(X)	(XI) = (VII)+(X) As a % of	(XII)	(XIII)	(XIV)		
Trusts		2802	6261453	0	0	6261453	16.6229	6261453	0	16.6229	0	0.0000	NA	4677133	
Foreign Nationals		7	1820	0	0	1820	0.0048	1820	0	0.0048	0	0.0000	NA	1820	
Hindu Undivided Family		1	165	0	0	165	0.0004	165	0	0.0004	0	0.0000	NA	165	
Non Resident Indians (Non Repat)		1538	825591	0	0	825591	2.1918	825591	0	2.1918	0	0.0000	NA	825591	
Non Resident Indians (Repat)		180	65026	0	0	65026	0.1726	65026	0	0.1726	0	0.0000	NA	61872	
Overseas Bodies Corporates		265	137377	0	0	137377	0.3647	137377	0	0.3647	0	0.0000	NA	135536	
Overseas Bodies Corporates		1	350	0	0	350	0.0009	350	0	0.0009	0	0.0000	NA	350	
Clearing Member		237	458154	0	0	458154	1.2163	458154	0	1.2163	0	0.0000	NA	458154	
Bodies Corporate		573	4772970	0	0	4772970	12.6713	4772970	0	12.6713	0	0.0000	NA	3193645	
Krutadnya Management And Trading Services															
Lip	AANFK3728N	1	1568600	0	0	1568600	4.1643	1568600	0	4.1643	0	0.0000	NA	0	
Sub Total (B)(3)		47960	16193162	0	0	16193162	42.9896	16193162	0	42.9896	0	0.0000	NA	13949877	
Total Public Shareholding (B)= (B)(1)+(B)(2)+(B)(3)		47993	16582413	0	0	16582413	44.0230	16582413	0	44.0230	0	0.0000	NA	14337254	

Details of the shareholders acting as persons in Concert including their Shareholding (No. and %):

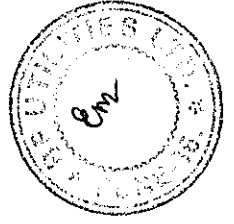
No. of shareholders	No. of Shares
---------------------	---------------

Details of Shares which remain unclaimed may be given hear along with details such as number of shareholders, outstanding shares held in demat/unclaimed suspense account, voting rights which are frozen etc.

Note: (1) PAN would not be displayed on website of Stock Exchange(s).

(2) The above format needs to disclose name of all holders holding more than 1% of total number of shares

(3) W.r.t. the information pertaining to Depository Receipts, the same may be disclosed in the respective columns to the extent information available and the balance to be disclosed as held by custodian.



BF Utilities Limited

Table IV - Statement showing shareholding pattern of the Non Promoter- Non Public shareholder

Category & Name of the shareholders	PAN	Nos. of shareholders	No. of fully paid up equity shares held	Partly paid-up equity shares held	No. of shares underlying Depository Receipts	Total nos. shares held (VII) = (IV)+(V) + (VI)	Shareholding % calculated as per SCRR, 1957 As a % of (A+B+C2) (VII) As a % of (A+B+C2)	Number of Voting Rights held in each class of securities			No. of Shares Underlying Outstanding convertible securities (including Warrants)	Shareholding, as a % assuming full conversion of convertible securities (as a percentage of diluted share capital) (XI)= (VII)+(X) As a % of (A+B+C2)	Number of Locked in shares		Number of Shares pledged or otherwise encumbered		Number of equity shares held in dematerialised form
								No of Voting Rights		Total as a % of (A+B+C)			As a % of total Shares held(b)	As a % of total Shares held(b)	No. Shares held(a)	No. Shares held(b)	
								Class eg: X	Class eg: Y								
(i) Custodian/DR Holder		0	0	0	0	0	0.0000	0	0	0	0.0000	0	0.0000	NA	NA	0	
Employee Benefit Trust (under SEBI (Share based Employee Benefit) Regulations, 2014)		0	0	0	0	0	0.0000	0	0	0	0.0000	0	0.0000	NA	NA	0	
Total Non-Promoter- Non Public Shareholding (C)= [C(1)]+[C(2)]		0	0	0	0	0	0.0000	0	0	0	0.0000	0	0.0000	NA	NA	0	

Note :

(1) PAN would not be displayed on website of Stock Exchange(s).

(2) The above format needs to disclose name of all holders holding more than 1% of total number of shares

(3) W.r.t. the information pertaining to Depository Receipts, the same may be disclosed in the respective columns to the extent information available and the balance to be disclosed as held by custodian.

