

BF UTILITIES

BFUL/NSE/BSE/

April 16, 2016

The Secretary,
National Stock Exchange of India Ltd.
Exchange Plaza, Bandra-Kurla Complex
Bandra (E)
Mumbai 400 051
Symbol : BFUTILITIE

Dept. of Corporate Services
BSE Ltd.
Phiroze Jeejeebhoy Towers,
Dalal Street,
Mumbai 400 001.
Scrip Code - 532430

Dear Sir,

Re :- Regulation 31 of SEBI (Listing Obligations and Disclosure Requirements) Regulations, 2015 – Shareholding pattern as on 31st March, 2016

As required under Regulation 31 of SEBI (Listing Obligations and Disclosure Requirements) Regulations, 2015 we are sending herewith shareholding pattern of the company in the prescribed format for the quarter ended 31st March, 2016.

Thanking you,

Yours faithfully,
For BF Utilities Limited



B. S .Mitkari
Company Secretary

Encls :- As above.

Correspondence Address:
Cyber City, Tower 15, Level 6, Office 602,
Magarpatta City, Hadapsar, Pune 411013.
Phone: +91-20-2629 2550/26



KALYANI
GROUP COMPANY

CIN:L40108PN2000PLC015323

BF UTILITIES LIMITED, MUNDHWA, PUNE CANTONMENT, PUNE 411 036, MAHARASHTRA, INDIA
Phone : +91-20-26822552, 26702777 Fax : +91-20-26823061
Email : bfutilitiesltd@vsnl.net Website : www.bfutilities.com

BF UTILITIES

Annexure - I

Format of holding of specified securities


- 1 Name of Listed Entity: **BF UTILITIES LIMITED**
- 2 Scrip Code : **532430** SYMBOL : **BFUTILITIE** Class of Security - **EQUITY**
- 3 Share Holding Pattern Filed under: Reg. **Reg. 31(1)(b)** for the quarter ending **31 March, 2016**

4 Declaration: The Listed entity is required to submit the following declaration to the extent of submission of information:-

Particulars

- | | |
|--|----|
| 1 Whether the Listed Entity has issued any partly paid up shares? | NO |
| 2 Whether the Listed Entity has issued any Convertible Securities or Warrants? | NO |
| 3 Whether the Listed Entity has any shares against which depository receipts are issued? | NO |
| 4 Whether the Listed Entity has any shares in locked-in? | NO |
| 5 Whether any shares held by promoters are pledge or otherwise encumbered? | NO |

5 The tabular format for disclosure of holding of specified securities is as follows:-



BF UTILITIES

Table I - Summary Statement holding of specified securities


Category	Category shareholder	Nos. of sharehold-ers	No. of fully up equity shares held	No. of Partly paid-up equity shares held	No. of shares underlying Depository Receipts	Total nos. shares held	Sharehold- ing as a % of total shares (calculate as per SCRR, 1957)	Number of Voting Rights held in each class of securities		No. of Shares Underlying Outstanding convertible securities (including Warrants)	Sharehold- ing, as a % assuming full conversion of convertible securities (as a percentage of diluted share capital)	Number of Locked shares	Number of pledged or otherwise encumbered	Number of Shares or of equity shares held in dematerialized form
								(IX)	(X)					
(i)	(ii)	(iii)	(iv)	(v)	(vi)	(vii) = (iv)+(v)+(vi)	(viii) As a % of (A+B+C2)	(ix) Total as a % of (A+B+C)		(x)	(xi) = (vii)+(x)	(xii)	(xiii)	(xiv)
(A)	Promoter & Promoter Group	23	24724432	0	0	24724432	65.64	No of Voting Rights	Class eg: X	Class eg: X	As a % of (A+B+C2)	As a % of total Shares held	As a % of total Shares held	
(B)	Public	43857	12943196	0	0	12943196	34.36							
(C)	Non Promoter- Non Public													
(C1)	Shares underlying DRs	0	0	0	0	0	NA							
(C2)	Shares held by Employee Trusts	0	0	0	0	0	0.00							
	Total	43880	37667628	0	0	37667628	100.00	37667628	100.00	0	100.00	0	0	35330812



BF UTILITIES

Table II - Statement showing shareholding pattern of the Promoter and Promoter Group

(1) Category & Name of the Shareholders	(ii) PAN	(iii) No. of share holder	(iv) No. of fully paid up equity shares held	(v) Partly paid-up equity shares held	(vi) Nos. of shares underlying Depository Receipts	(vii) Total nos. shares held (IV+V+VI)	(viii) Shareholding % calculated as per SCRR, 1957 As a % of (A+B+C2)	(ix) Number of Voting Rights held in each class of securities			(x) No. of Shares Underlying Outstanding convertible securities (including Warrants share capital)	(xi) = (vii)+(x) as a % of A+B+C2	(xii) Number of Locked shares		(xiii) Number of Shares pledged otherwise encumbered	(xiv) Number of equity shares held in dematerialized form		
								Class X	Class Y	Total			(a)	(b)			(a)	(b)
(a) Indian Individuals/Hindu Undivided Family Babasaheb Neelkanth Kalyani (Promoter)		8	103033	0	0	103033	0.27	0	103033	0.27	0	0	0	0	103025			
Amit Babasaheb Kalyani	ABIPK5782A	1	7204	0	0	7204	0.02	0	7204	0.02	0	0	0	0	7204			
Gaurishankar Neelkanth Kalyani	ABAPK7869A	1	28270	0	0	28270	0.08	0	28270	0.08	0	0	0	0	28270			
Rohini Gaurishankar Kalyani	ABAPK7885J	1	63779	0	0	63779	0.17	0	63779	0.17	0	0	0	0	63779			
Dr. Meera Kheny	ABGPK1583K	1	2000	0	0	2000	0.01	0	2000	0.01	0	0	0	0	2000			
Ashok Kumar Kheny	AFJPK6538F	1	700	0	0	700	0.00	0	700	0.00	0	0	0	0	700			
Sugandha Jai Hiremath	AFLPK7508Q	1	672	0	0	672	0.00	0	672	0.00	0	0	0	0	672			
Sulochana Neelkanth Kalyani	AACP8169D	1	400	0	0	400	0.00	0	400	0.00	0	0	0	0	400			
Central Government/ State Government(s)	ABAPK7872P	1	8	0	0	8	0.00	0	8	0.00	0	0	0	0	0			
Name (xyz...)			0			0	0.00		0	0.00								
Financial Institutions/ Banks			0			0	0.00		0	0.00								



BF UTILITIES

(d)	Any Other (specify)	15	24621399	0	0	24621399	65.36	24621399	0	24621399	65.36	0	65.36	0	0	24621399	0	24621399
	Bodies Corporate	15	24621399	0	0	24621399	65.36	24621399	0	24621399	65.36	0	65.36	0	0	24621399	0	24621399
	Ajinka Investment And Trading Company	2	10292103	0	0	10292103	27.32	10292103	0	10292103	27.32	0	27.32	0	0	10292103	0	10292103
	Kalyani Investment Company Limited	1	6195046	0	0	6195046	16.45	6195046	0	6195046	16.45	0	16.45	0	0	6195046	0	6195046
	Ksl Holdings Private Limited	1	4353472	0	0	4353472	11.56	4353472	0	4353472	11.56	0	11.56	0	0	4353472	0	4353472
	Pih Finvest Company Limited	1	1424885	0	0	1424885	3.78	1424885	0	1424885	3.78	0	3.78	0	0	1424885	0	1424885
	Bf Investment Limited	1	1187903	0	0	1187903	3.15	1187903	0	1187903	3.15	0	3.15	0	0	1187903	0	1187903
	Jannhavi Investment Private Limited	1	458514	0	0	458514	1.22	458514	0	458514	1.22	0	1.22	0	0	458514	0	458514
	Sundaram Trading And Investment Pvt.Ltd.	1	211103	0	0	211103	0.56	211103	0	211103	0.56	0	0.56	0	0	211103	0	211103
	Rajgad Trading Company Pvt.Ltd.	1	151674	0	0	151674	0.40	151674	0	151674	0.40	0	0.40	0	0	151674	0	151674
	Kalyani Consultants Pvt.Ltd.	1	149500	0	0	149500	0.40	149500	0	149500	0.40	0	0.40	0	0	149500	0	149500
	Dandakaranya Investment And Trading Pvt. Ltd.	1	93700	0	0	93700	0.25	93700	0	93700	0.25	0	0.25	0	0	93700	0	93700
	Campanula Investment & Finance Pvt.Ltd	1	56189	0	0	56189	0.15	56189	0	56189	0.15	0	0.15	0	0	56189	0	56189
	Cornflower Investment & Finance Pvt.Ltd	1	39600	0	0	39600	0.11	39600	0	39600	0.11	0	0.11	0	0	39600	0	39600
	Hastinapur Investment & Trading Pvt.Ltd	1	4567	0	0	4567	0.01	4567	0	4567	0.01	0	0.01	0	0	4567	0	4567
	Dronacharya Investment & Trading Pvt.Ltd	1	3143	0	0	3143	0.01	3143	0	3143	0.01	0	0.01	0	0	3143	0	3143
	Sub-Total (A)(1)	23	24724432	0	0	24724432	65.64	24724432	0	24724432	65.64	0	65.64	0	0	24724424	0	24724424
(2)	Foreign	0	0	0	0	0	0.00	0	0	0	0.00	0	0	0	0	0	0	0
	Individuals (Non-Resident)																	
(a)	Individuals/ Foreign	0	0	0	0	0	0.00	0	0	0	0.00	0	0	0	0	0	0	0
(b)	Individuals	0	0	0	0	0	0.00	0	0	0	0.00	0	0	0	0	0	0	0
(c)	Government	0	0	0	0	0	0.00	0	0	0	0.00	0	0	0	0	0	0	0
	Institutions	0	0	0	0	0	0.00	0	0	0	0.00	0	0	0	0	0	0	0
(d)	Foreign Portfolio Investor	0	0	0	0	0	0.00	0	0	0	0.00	0	0	0	0	0	0	0
(e)	Any Other (specify)	0	0	0	0	0	0.00	0	0	0	0.00	0	0	0	0	0	0	0
	Sub-Total (A)(2)	0	0	0	0	0	0.00	0	0	0	0.00	0	0	0	0	0	0	0
	Total Shareholding of Promoter and Promoter Group (A)= (A)(1)+(A)(2)	23	24724432	0	0	24724432	65.64	24724432	0	24724432	65.64	0	65.64	0	0	24724424	0	24724424

Details of Shares which remain unclaimed may be given hear along with details such as number of shareholders, outstanding shares held in demat/unclaimed suspense account, voting rights which are frozen etc.

Note:

1) PAN would not be displayed on website of Stock Exchange(s).


2) The term "Encumbrance" has the same meaning as assigned under regulation 28(3) of SEBI (Substantial Acquisition of Shares and Takeovers) Regulations, 2011.



BF UTILITIES

Table III - Statement showing shareholding pattern of the Public shareholder

Category & Name of the Shareholders	No. of shareholder	No. of fully paid up equity shares held	Partly paid up equity shares held	Nos. of underlying Depository Receipts	Total shares held	Shareholding % calculated as per SCRR, 1957 As a % of (A+B+C2)	Number of Voting Rights held in each class of securities		No. of Shares Underlying B, as a % of convertible securities (including Warrants)	Total shareholding B, as a % of full conversion of convertible securities (as a percentage of diluted share capital)	Number of Shares pledged otherwise encumbered		Number of equity shares held in dematerialized form		
							Class X	Class Y			(a)	(b)		(XII) As a % of total Shares held	(XIII) (Not applicable shares held (Not applicable))
(1) Institutions															
(a) Mutual Funds/ Venture Capital Funds	8	2075	0	0	2075	0.01	2075	0	0.01	0	0	0	1905		
(b) Alternate Investment Funds/ Foreign Venture Capital Investors	0	0	0	0	0	0	0	0	0	0	0	0	0		
(c) Foreign Investors	0	0	0	0	0	0	0	0	0	0	0	0	0		
(d) Foreign Investors Portfolio	12	174619	0	0	174619	0.46	174619	0	0.46	0	0	0	174619		
(e) Financial Institutions/ Banks	18	54791	0	0	54791	0.15	54791	0	0.15	0	0	0	53087		
(f) Insurance Companies	1	31549	0	0	31549	0.08	31549	0	0.08	0	0	0	31549		
(g) Provident Funds/ Pension Funds/ Any Other (Specify)	0	0	0	0	0	0.00	0	0	0	0	0	0	0		
(h) Sub-Total (B)(1)	39	263034	0	0	263034	0.70	263034	0	0.70	0	0	0	261160		



BF UTILITIES

Table IV - Statement showing shareholding pattern of the Non Promoter- Non Public shareholder

Category & Name of the Shareholders	PAN	(i) No. of shareholder	(ii) No. of fully paid up equity shares held	(iii) Partly paid-up equity shares held	(iv) Nos. of shares underlying Depository Receipts	(v) Total nos. shares held	(vi) Holding % calculated as per SCRR, 1957 As a % of (A+B+C 2)	Number of Voting Rights held in each class of securities			(x) No. of Shares Underlying Outstanding convertible securities (including Warrants)	(xi) Total shareholding & , as a % assuming full conversion of convertible securities (as a percentage of diluted share capital)	(xii) Locked shares	(xiii) Number of Shares pledged otherwise encumbered	(xiv) Number of Shares or equity shares held in dematerialized form	
								(ix) No of Voting Rights		(x) Total as a % of Total Voting rights						
								Class X	Class Y							Total
(1) Custodian/DR Holder		0	0	0	0	0	0	0	0	0	0	0	0	0	0	
(a) Name of DR Holder (if available)		0	0	0	0	0	0	0	0	0	0	0	0	0	0	0
(i) abc,...		0	0	0	0	0	0	0	0	0	0	0	0	0	0	0
(ii) efg...		0	0	0	0	0	0	0	0	0	0	0	0	0	0	0
Employee Benefit Trust (under SEBI (Share based Employee Benefit) Regulations, 2014)		0	0	0	0	0	0	0	0	0	0	0	0	0	0	0
(2) Name (abc...)		0	0	0	0	0	0	0	0	0	0	0	0	0	0	0
(a) Total Non-Promoter- Non Public Shareholding (C)=(C1)+(C)2		0	0	0	0	0	0	0	0	0	0	0	0	0	0	0

Note

(1) PAN would not be displayed on website of Stock Exchange(s).

(2) The above format needs to disclose name of all holders holding more than 1% of total number of shares

(3) W.r.t. the information pertaining to Depository Receipts, the same may be disclosed in the respective columns to the extent information available.

