

# BF UTILITIES

BFUL/NSE/BSE/

October 13, 2016

The Secretary,  
National Stock Exchange of India Ltd.  
Exchange Plaza, Bandra-Kurla Complex  
Bandra (E)  
Mumbai 400 051  
Symbol : BFUTILITIE

Dept. of Corporate Services  
BSE Ltd.  
Phiroze Jeejeebhoy Towers,  
Dalal Street,  
Mumbai 400 001.  
Scrip Code - 532430

Dear Sir,

**Re :- Regulation 31 of SEBI (Listing Obligations and Disclosure Requirements) Regulations, 2015 – Shareholding pattern as on 30<sup>th</sup> September, 2016**

As required under Regulation 31 of SEBI (Listing Obligations and Disclosure Requirements) Regulations, 2015 we are sending herewith shareholding pattern of the company in the prescribed format for the quarter ended 30<sup>th</sup> September, 2016.

Thanking you,

Yours faithfully,  
For BF Utilities Limited



B.S. Mitkari  
Company Secretary

Encls :- As above.

CIN:L40108PN2000PLC015323



**KALYANI**  
GROUP COMPANY

Correspondence Address:  
Cyber City, Tower 15, Level 6, Office 602,  
Magarpatta City, Hadapsar, Pune 411013.  
Phone: +91-20-6629 2550/26


# BF UTILITIES

Shareholding Pattern under Regulation 31 of SEBI (Listing Obligations and Disclosure Requirements) Regulations, 2015

1.	Name of Listed Entity: BF Utilities Limited
2.	Scrip Code/Name of Scrip/Class of Security: 532430
3.	Share Holding Pattern Filed under: Reg. 31(1)(a)/Reg. 31(1)(b)/Reg.31(1)(c)
	a. If under 31(1)(b) then indicate the report for Quarter ending : 30th September, 2016
	b. If under 31(1)(c) then indicate date of allotment/extinguishment
4.	Declaration: The Listed entity is required to submit the following declaration to the extent of submission of information:-

	Particulars	Yes*	No*
1	Whether the Listed Entity has issued any partly paid up shares?		No
2	Whether the Listed Entity has issued any Convertible Securities or Warrants?		No
3	Whether the Listed Entity has any shares against which depository receipts are issued?		No
4	Whether the Listed Entity has any shares in locked-in?		No
5	Whether any shares held by promoters are pledge or otherwise encumbered?		No

\* If the Listed Entity selects the option 'No' for the questions above, the columns for the partly paid up shares, Outstanding Convertible Securities/Warrants, depository receipts, locked-in shares, No of shares pledged or otherwise encumbered by promoters, as applicable, shall not be displayed at the time of dissemination on the Stock Exchange website. Also wherever there is 'No' declared by Listed Entity in above table the values will be considered as 'Zero' by default on submission of the format of holding of specified securities.




# BF UTILITIES

## BF Utilities Limited


**Table I - Summary Statement holding of specified securities**

Category	Category of shareholder	Nos. of shareholders	No. of fully paid up equity shares held	No. of Partly paid-up equity shares held	No. of shares underlying Depository Receipts	Total nos. shares held	Shareholding as a % of total no. of shares (calculated as per SCRR, 1957)	Number of Voting Rights held in each class of securities			No. of Shares Underlying Outstanding convertible securities (including Warrants)	Shareholding, as a % assuming full conversion of convertible securities (as a percentage of diluted share capital)	Number of Locked in shares		Number of Shares pledged or otherwise				
								Class eg: X	Class eg: Y	Total			(IX)	(X)	(XI) = (VII)+(X) As a % of (A+B+C2)	(XII)	(XIII)	As a % of total Shares held (b)	As a % of total Shares held in dematerialised form
(I)	(II)																		
(A)	Promoter & Promoter Group	23	24724432	0	0	24724432	65.6384	24724432	0	24724432	65.6384	0	0.0000	0	0.0000	24724424			
(B)	Public	43608	12943196	0	0	12943196	34.3616	12943196	0	12943196	34.3616	0	0.0000	0	0.0000	10619358			
(C)	Non Promoter - Non Public				0	0			0			0	0.0000	0	0.0000				
(C1)	Shares Underlying DRs	0	0	0	0	0	0.0000	0	0	0	0.0000	0	0.0000	0	0.0000	0			
(C2)	Shares Held By Employee Trust	0	0	0	0	0	0.0000	0	0	0	0.0000	0	0.0000	0	0.0000	0			
	Total	43631	37667628	0	0	37667628	100.0000	37667628	0	37667628	100.0000	0	0.0000	0	0.0000	35343782			





# BF UTILITIES



Details of Shares which remain unclaimed may be given hear along with details such as number of shareholders, outstanding shares held in demat/unclaimed suspense account, voting rights which are frozen etc.

Not

(1) PAN would not be displayed on website of Stock Exchange(s)

(2) The term 'Encumbrance' has the same meaning as assigned under regulation 28(3) of SEBI (Substantial Acquisition of Shares and Takeovers) Regulations, 2011.

Foreign																				
2	Foreign Individuals (Non-Resident Individuals / Foreign Individuals)	0	0	0	0	0	0	0	0	0	0	0	0	0	0	0	0	0	0	0
(a)	Government	0	0	0	0	0	0	0	0	0	0	0	0	0	0	0	0	0	0	0
(b)	Institutions	0	0	0	0	0	0	0	0	0	0	0	0	0	0	0	0	0	0	0
(c)	Foreign Portfolio Investor	0	0	0	0	0	0	0	0	0	0	0	0	0	0	0	0	0	0	0
(d)	Any Other (Specify)	0	0	0	0	0	0	0	0	0	0	0	0	0	0	0	0	0	0	0
(e)	Sub Total (A)(2)	0	0	0	0	0	0	0	0	0	0	0	0	0	0	0	0	0	0	0
	Total Shareholding Of Promoter And Promoter Group (A)= (A)(1)+(A)(2)	23	24724432	0	0	24724432	65.6384	24724432	0	24724432	65.6384	24724432	0	24724432	65.6384	0	0.0000	0	0.0000	24724424

# BF UTILITIES


## BF Utilities Limited

Table III - Statement showing shareholding pattern of the Public shareholder

Category & Name of the shareholders	PAN	(i)	(ii)	(iii)	(iv)	(v)	(vi)	(vii) = (iv)+(v)+ (vi)	Shareholding % calculated as per SCRR, 1957 As a % of (A+B+C2)	Number of Voting Rights held in each class of securities			No. of Shares Underlying Outstanding convertible securities (including Warrants)	Shareholding % assuming full conversion of convertible securities (as a percentage of diluted share capital) (X) = (VII)+(X) As a % of (A+B+C2)	Number of Locked in shares		Number of Shares pledged or otherwise		As a % of total Shares held (b) (a) (e)	(XIII) (XIV)					
										Nos. of shareholders	No. of fully paid up equity shares held	Partly paid-up equity shares held			No. of Partly paid-up equity shares held	No. of Depository Receipts	Total nos. shares held	Class eg: X			Class eg: Y	Total (A+B+C)	As a % of total Shares held (b)	No. (a)	No. (e)
<b>1. Institutions</b>																									
(a) Mutual Fund		8	2052	0	0	0	0	2052	0.0054	2052	0	2052	0	0.0054	0	0.0000	NA	NA	1882						
(b) Venture Capital Funds		0	0	0	0	0	0	0	0.0000	0	0	0	0	0.0000	0	0.0000	NA	NA	0						
(c) Alternate Investment Funds		0	0	0	0	0	0	0	0.0000	0	0	0	0	0.0000	0	0.0000	NA	NA	0						
(d) Foreign Venture Capital Investors		0	0	0	0	0	0	0	0.0000	0	0	0	0	0.0000	0	0.0000	NA	NA	0						
(e) Foreign Portfolio Investor		15	294624	0	0	0	0	294624	0.7822	294624	0	294624	0	0.7822	0	0.0000	NA	NA	294624						
(f) Financial Institutions / Banks		17	112698	0	0	0	0	112698	0.2992	112698	0	112698	0	0.2992	0	0.0000	NA	NA	110994						
(g) Insurance Companies		1	31549	0	0	0	0	31549	0.0838	31549	0	31549	0	0.0838	0	0.0000	NA	NA	31549						
(h) Provident Funds/ Pension Funds		0	0	0	0	0	0	0	0.0000	0	0	0	0	0.0000	0	0.0000	NA	NA	0						
(i) Any Other (Specify)		0	0	0	0	0	0	0	0.0000	0	0	0	0	0.0000	0	0.0000	NA	NA	0						
Sub Total (B)(1)		41	440923	0	0	0	0	440923	1.1706	440923	0	440923	0	1.1706	0	0.0000	NA	NA	439049						
Central Government/ State Government(s)/																									
President of India																									
Sub Total (B)(2)		0	0	0	0	0	0	0	0.0000	0	0	0	0	0.0000	0	0.0000	NA	NA	0						
3 Non-Institutions																									
(a) Individuals																									
i. Individual shareholders holding nominal share capital up to Rs. 2 lakhs.		40718	6444761	0	0	0	0	6444761	17.1095	6444761	0	6444761	0	17.1095	0	0.0000	NA	NA	5707627						
ii. Individual shareholders holding nominal share capital in excess of Rs. 2 lakhs.		10	811146	0	0	0	0	811146	2.1534	811146	0	811146	0	2.1534	0	0.0000	NA	NA	811146						
(b) NBFCs registered with RBI		0	0	0	0	0	0	0	0.0000	0	0	0	0	0.0000	0	0.0000	NA	NA	0						
(c) Employee Trusts		0	0	0	0	0	0	0	0.0000	0	0	0	0	0.0000	0	0.0000	NA	NA	0						
Overseas Depositories(holding DRs) (balancing figure)		0	0	0	0	0	0	0	0.0000	0	0	0	0	0.0000	0	0.0000	NA	NA	0						



# BF UTILITIES



(e)	Any Other (Specify)	2839	5246366	0	0	5246366	13.9280	5246366	0	5246366	13.9280	0	13.9280	0	0.0000	NA	NA	3661536
	Trusts	8	1570	0	0	1570	0.0042	1570	0	1570	0.0042	0	0.0042	0	0.0000	NA	NA	1570
	Foreign Nationals	2	190	0	0	190	0.0005	190	0	190	0.0005	0	0.0005	0	0.0000	NA	NA	190
	Hindu Undivided Family	1209	458631	0	0	458631	1.2176	458631	0	458631	1.2176	0	1.2176	0	0.0000	NA	NA	458631
	Non Resident Indians (Non Repat)	138	42393	0	0	42393	0.1125	42393	0	42393	0.1125	0	0.1125	0	0.0000	NA	NA	39239
	Non Resident Indians (Repat)	256	95188	0	0	95188	0.2527	95188	0	95188	0.2527	0	0.2527	0	0.0000	NA	NA	93347
	Overseas Bodies Corporates	1	350	0	0	350	0.0009	350	0	350	0.0009	0	0.0009	0	0.0000	NA	NA	350
	Clearing Member	469	493308	0	0	493308	1.3096	493308	0	493308	1.3096	0	1.3096	0	0.0000	NA	NA	493308
	Bodies Corporate	756	4154736	0	0	4154736	11.0300	4154736	0	4154736	11.0300	0	11.0300	0	0.0000	NA	NA	2574901
	Krutadnya Management And Trading Services LLP		1568600	0	0	1568600	4.1643	1568600	0	1568600	4.1643	0	4.1643	0	0.0000	NA	NA	0
	Sub Total (B)(3)	43567	12502273	0	0	12502273	33.1910	12502273	0	12502273	33.1910	0	33.1910	0	0.0000	NA	NA	10180309
	Total Public Shareholding (B) = (B)(1)+(B)(2)+(B)(3)	43608	12943196	0	0	12943196	34.3616	12943196	0	12943196	34.3616	0	34.3616	0	0.0000	NA	NA	10619358

Details of the shareholders acting as persons in Concert including their Shareholding (No. and %):

No. of shareholders	No. of Shares

Details of Shares which remain unclaimed may be given hear along with details such as number of shareholders, outstanding shares held in demat/unclaimed suspense account, voting rights which are frozen etc.

Not

(1) PAN would not be displayed on website of Stock Exchange(s).

(2) The above format needs to disclose name of all holders holding more than 1% of total number of shares

(3) W.r.t. the information pertaining to Depository Receipts, the same may be disclosed in the respective columns to the extent information available and the balance to be disclosed as held by custodian.

# BF UTILITIES

## BF Utilities Limited

**Table IV - Statement showing shareholding pattern of the Non Promoter- Non Public shareholder**

Category & Name of the shareholders	PAN	Nos. of share holders	No. of fully paid up equity shares held	Partly paid-up equity shares held	No. of shares underlying Depository Receipts	Total nos. shares held	Shareholding % calculated as per SCRR, 1957 As a % of (A+B+C2)	Number of Voting Rights held in each class of securities			No. of Shares Underlying Outstanding convertible securities (including Warrants)	Shareholding, as a % assuming full conversion of convertible securities (as a percentage of diluted share capital)	Number of Locked in shares		Number of Shares pledged or otherwise		Number of equity shares held in dematerialised form
								Class eg: X	Class eg: Y	Total (A+B+C)			No. (a)	As a % of total Shares held(b)	No. (a)	As a % of total Shares held(b)	
								(IX)	(X)	(XI)= (VII)+(X) As a % of (A+B+C2)	(XII)	(XIII)	(XIV)				
1. Custodian/DR Holder			0	0	0	0	0.0000	0	0	0	0.0000	0	0.0000	NA	NA	0	
Employee Benefit Trust (under SEBI (Share based Employee Benefit) Regulations, 2014)			0	0	0	0	0.0000	0	0	0	0.0000	0	0.0000	NA	NA	0	
Total Non-Promoter- Non Public Shareholding (C)= (C)(1)+(C)(2)			0	0	0	0	0.0000	0	0	0	0.0000	0	0.0000	NA	NA	0	

No

(1) PAN would not be displayed on website of Stock Exchange(s).

(2) The above format needs to disclose name of all holders holding more than 1% of total number of shares

(3) W.r.t. the information pertaining to Depository Receipts, the same may be disclosed in the respective columns to the extent information available and the balance to be disclosed as held by custodian.

