

# BF UTILITIES

BFUL/NSE/BSE/

October 10, 2018

The Secretary,  
National Stock Exchange of India Ltd.  
Exchange Plaza, Bandra-Kurla Complex  
Bandra (E)  
Mumbai 400 051  
Symbol : BFUTILITIE

Dept. of Corporate Services  
BSE Ltd.  
Phiroze Jeejeebhoy Towers,  
Dalal Street,  
Mumbai 400 001.  
Scrip Code - 532430


Dear Sir,

**Re :- Regulation 31 of SEBI (Listing Obligations and Disclosure Requirements) Regulations, 2015 – Shareholding pattern as on 30<sup>th</sup> September, 2018**

As required under Regulation 31 of SEBI (Listing Obligations and Disclosure Requirements) Regulations, 2015 we are sending herewith shareholding pattern of the company in the prescribed format for the quarter ended 30<sup>th</sup> September, 2018.

Thanking you,

Yours faithfully,  
For BF Utilities Limited



B. S. Mitkari  
Company Secretary

Encls :- As above.

CIN:L40108PN2000PLC015323



**KALYANI**  
GROUP COMPANY

**Correspondence Address:**  
Cyber City, Tower 15, Level 6, Office 602,  
Magarpatta City, Hadapsar, Pune 411013.  
**Phone: +91-20-6629 2550/26**

BF UTILITIES LIMITED, MUNDHWA, PUNE CANTONMENT, PUNE 411 036, MAHARASHTRA, INDIA

Phone : +91-20-26822552, 26702777 Fax : +91-20-26823061

Email : bfutilitiesltd@vsnl.net Website : www.bfutilities.com


## BF Utilities Limited

### Shareholding Pattern under Regulation 31 of SEBI (Listing Obligations and Disclosure Requirements) Regulations, 2015

1.	Name of Listed Entity: BF Utilities Limited
2.	Scrip Code/Name of Scrip/Class of Security: 532430
3.	Share Holding Pattern Filed under: Reg. 31(1)(a)/Reg. 31(1)(b)/Reg.31(1)(c)
	a. If under 31(1)(b) then indicate the report for Quarter ending : 30-09-2018
	b. If under 31(1)(c) then indicate date of allotment/extinguishment
4.	Declaration: The Listed entity is required to submit the following declaration to the extent of submission of information:-

	Particulars	Yes*	No*
1	Whether the Listed Entity has issued any partly paid up shares?		No
2	Whether the Listed Entity has issued any Convertible Securities or Warrants?		No
3	Whether the Listed Entity has any shares against which depository receipts are issued?		No
4	Whether the Listed Entity has any shares in locked-in?		No
5	Whether any shares held by promoters are pledge or otherwise encumbered?		No


\* If the Listed Entity selects the option 'No' for the questions above, the columns for the partly paid up shares, Outstanding Convertible Securities/Warrants, depository receipts, locked-in shares, No of shares pledged or otherwise encumbered by promoters, as applicable, shall not be displayed at the time of dissemination on the Stock Exchange website. Also wherever there is 'No' declared by Listed Entity in above table the values will be considered as 'Zero' by default on submission of the format of holding of specified securities.



**BF Utilities Limited**

**Table I - Summary Statement holding of specified securities**

Category	(I)	(II)	(III)	(IV)	(V)	(VI)	(VII) = Total nos. shares held	(VIII) As a % of total shares (calculate as per SCRR, 1957)	Number of Voting Rights held in each class of securities			No. of Shares Underlying & convertible securities (including Warrants)	Shareholding B, as a % assuming full conversion of convertible securities (as a percentage of diluted share capital)	Number of Locked in shares		Number of Shares pledged or otherwise encumbered	Number of equity shares held in dematerialised form (XIV)	
									No of Voting Rights		Total as a % of (A+B+C)			No. (a)	No. (b)			As a % of total Shares held (b) (a)
									Class eg: X	Class eg: Y								
(A)	Promoter & Promoter Group		22	21085215	0	21085215	55.9770	21085215	0	21085215	55.9770	0	0.0000	0	0.0000	0	21085207	
(B)	Public		47200	16582413	0	16582413	44.0230	16582413	0	16582413	44.0230	0	0.0000	0	0.0000	NA	14318785	
(C)	Non Promoter - Non Public					0			0			0	0.0000		0.0000	NA		
(C1)	Shares Underlying DRs		0	0	0	0	0.0000	0	0	0	0.0000	0	0.0000	0	0.0000	NA	0	
(C2)	Shares Held By Employee Trust		0	0	0	0	0.0000	0	0	0	0.0000	0	0.0000	0	0.0000	NA	0	
<b>Total</b>			<b>47222</b>	<b>37667628</b>	<b>0</b>	<b>37667628</b>	<b>100.0000</b>	<b>37667628</b>	<b>0</b>	<b>37667628</b>	<b>100.0000</b>	<b>0</b>	<b>0.0000</b>	<b>0</b>	<b>0.0000</b>	<b>0</b>	<b>35403992</b>	



**BF Utilities Limited**

**Table II - Statement showing shareholding pattern of the Promoter and Promoter Group**

Category & Name of the shareholders	(i)	(ii)	(iii)	(iv)	(v)	(vi)	(vii)	(viii) As a % of (A+B+C2)	Number of Voting Rights held in each class of securities		(ix)	(x)	Shareholding, as a % assuming full conversion of convertible securities (as a percentage of diluted share capital)	Number of Locked in shares		(xi) = (vii)+(x) As a % of (A+B+C2)	Number of Shares pledged or otherwise		Number of equity shares held in dematerialised form									
									Nos. of share holders	No. of fully paid up equity shares held				Partly paid-up equity shares held	No. of shares underlying Depository Receipts		Total nos. shares held	(vii) = (iv)+(v)+(vi)		Shareholding % as per SCRR, 1957 As a % of (A+B+C2)	Class eg: X leg: Y	Total	Total as a % of (A+B+C)	No. of Underlying Outstanding convertible securities (including Warrants)	(a)	(b)	(a)	(b)
<b>1 Indian</b>																												
<b>(a) Individuals / Hindu Undivided Family</b>																												
Gaurishankar Neelkanth Kalyani			8	78763	0	0	0	0.2091	78763	0	78763	0.2091	0	0.2091	0	0.0000	0	0.0000	78755									
ABAPK7885J			1	63779	0	0	0	0.1693	63779	0	63779	0.1693	0	0.1693	0	0.0000	0	0.0000	63779									
Babasaheb Neelkanth Kalyani			1	7204	0	0	0	0.0191	7204	0	7204	0.0191	0	0.0191	0	0.0000	0	0.0000	7204									
Sunita Babasaheb Kalyani			1	4000	0	0	0	0.0106	4000	0	4000	0.0106	0	0.0106	0	0.0000	0	0.0000	4000									
AEXPK3897G			1	2000	0	0	0	0.0053	2000	0	2000	0.0053	0	0.0053	0	0.0000	0	0.0000	2000									
Rohini Gaurishankar Kalyani			1	700	0	0	0	0.0019	700	0	700	0.0019	0	0.0019	0	0.0000	0	0.0000	700									
Dr. Meera Kheny			1	672	0	0	0	0.0018	672	0	672	0.0018	0	0.0018	0	0.0000	0	0.0000	672									
Ashok Kumar Kheny			1	400	0	0	0	0.0011	400	0	400	0.0011	0	0.0011	0	0.0000	0	0.0000	400									
Sugandha Jai Hiremath			1	8	0	0	0	0.0000	8	0	8	0.0000	0	0.0000	0	0.0000	0	0.0000	8									
Sulochana Neelkanth Kalyani			0	0	0	0	0	0.0000	0	0	0	0.0000	0	0.0000	0	0.0000	0	0.0000	0									
<b>(b) Central Government / State Government(s)</b>			0	0	0	0	0	0.0000	0	0	0	0.0000	0	0.0000	0	0.0000	0	0.0000	0									
<b>(c) Financial Institutions / Banks</b>			0	0	0	0	0	0.0000	0	0	0	0.0000	0	0.0000	0	0.0000	0	0.0000	0									
<b>(d) Any Other (Specify)</b>			14	21006452	0	0	0	55.7679	21006452	0	21006452	55.7679	0	55.7679	0	0.0000	0	0.0000	21006452									
<b>Bodies Corporate</b>			14	21006452	0	0	0	55.7679	21006452	0	21006452	55.7679	0	55.7679	0	0.0000	0	0.0000	21006452									
Ajinkya Investment And Trading Company		AABCA5459K	1	6648886	0	0	0	17.6515	6648886	0	6648886	17.6515	0	17.6515	0	0.0000	0	0.0000	6648886									
Kalyani Investment Company Limited		AADCK8222C	1	6195046	0	0	0	16.4466	6195046	0	6195046	16.4466	0	16.4466	0	0.0000	0	0.0000	6195046									
Ksl Holdings Private Limited		AABCK8510H	1	4353472	0	0	0	11.5576	4353472	0	4353472	11.5576	0	11.5576	0	0.0000	0	0.0000	4353472									
Pih Finvest Company Limited		AAACP6085F	1	1424885	0	0	0	3.7828	1424885	0	1424885	3.7828	0	3.7828	0	0.0000	0	0.0000	1424885									
Bf Investment Limited		AADC87682H	1	1187903	0	0	0	3.1536	1187903	0	1187903	3.1536	0	3.1536	0	0.0000	0	0.0000	1187903									
Jannhavi Investment Private Limited		AAAC4428N	1	458514	0	0	0	1.2173	458514	0	458514	1.2173	0	1.2173	0	0.0000	0	0.0000	458514									
Sundaram Trading And Investment Pvt Ltd		AACS6027N	1	239373	0	0	0	0.6355	239373	0	239373	0.6355	0	0.6355	0	0.0000	0	0.0000	239373									
Rajgad Trading Company Pvt.Ltd.		AAACR8546F	1	151674	0	0	0	0.4027	151674	0	151674	0.4027	0	0.4027	0	0.0000	0	0.0000	151674									
Kalyani Consultants Pvt.Ltd.		AAACK7314C	1	149500	0	0	0	0.3969	149500	0	149500	0.3969	0	0.3969	0	0.0000	0	0.0000	149500									
Dandakaranya Investment And Trading Pvt.Ltd.		AAACD7367E	1	93700	0	0	0	0.2488	93700	0	93700	0.2488	0	0.2488	0	0.0000	0	0.0000	93700									
Campanula Investment & Finance Pvt.Ltd		AAACC7261L	1	56189	0	0	0	0.1492	56189	0	56189	0.1492	0	0.1492	0	0.0000	0	0.0000	56189									
Cornflower Investment & Finance Pvt.Ltd		AAACC7259A	1	39600	0	0	0	0.1051	39600	0	39600	0.1051	0	0.1051	0	0.0000	0	0.0000	39600									
Hastinapur Investment & Trading Pvt.Ltd		AAACH5159G	1	4567	0	0	0	0.0121	4567	0	4567	0.0121	0	0.0121	0	0.0000	0	0.0000	4567									
Dronacharya Investment & Trading Pvt.Ltd		AAACD7369L	1	3143	0	0	0	0.0083	3143	0	3143	0.0083	0	0.0083	0	0.0000	0	0.0000	3143									
<b>Sub Total (A)(1)</b>			<b>22</b>	<b>21085215</b>	<b>0</b>	<b>0</b>	<b>0</b>	<b>55.9770</b>	<b>21085215</b>	<b>0</b>	<b>21085215</b>	<b>55.9770</b>	<b>0</b>	<b>55.9770</b>	<b>0</b>	<b>0.0000</b>	<b>0</b>	<b>0.0000</b>	<b>21085207</b>									



**BF Utilities Limited**

**Table II - Statement showing shareholding pattern of the Promoter and Promoter Group**


Category & Name of the shareholders	PAN	Nos. of share holders	No. of fully paid up equity shares held	Partly paid-up equity shares held	No. of shares underlying Depository Receipts	Total nos. shares held	Shareholding % calculated as per SCRR, 1957 As a % of (A+B+C2)	Number of Voting Rights held in each class of securities			No. of Shares Underlying Outstanding convertible securities (including Warrants)	Shareholding, as a % assuming full conversion of convertible securities (as a percentage of diluted share capital)	Number of Locked in shares		Number of Shares pledged or otherwise encumbered		Number of equity shares held in dematerialised form
								No of Voting Rights	Class eg: Y	Total			No. (a)	As a % of total Shares held(b)	No. (a)	As a % of total Shares held(b)	
(I)	(II)	(III)	(IV)	(V)	(VI)	(VII) = (IV)+(V)+(VI)	(VIII) As a % of (A+B+C2)	(IX)	(X)	(XI) = (VII)+(X) As a % of (A+B+C2)	(XII)	(XIII)	(XIV)				
2 Foreign																	
Individuals (Non-Resident Individuals / Foreign																	
(a) Government		0	0	0	0	0	0.0000	0	0	0	0.0000	0	0.0000	0	0.0000	0	0
(b) Institutions		0	0	0	0	0	0.0000	0	0	0	0.0000	0	0.0000	0	0.0000	0	0
(c) Foreign Portfolio Investor		0	0	0	0	0	0.0000	0	0	0	0.0000	0	0.0000	0	0.0000	0	0
(d) Any Other (Specify)		0	0	0	0	0	0.0000	0	0	0	0.0000	0	0.0000	0	0.0000	0	0
(e) Sub Total (A)(2)		0	0	0	0	0	0.0000	0	0	0	0.0000	0	0.0000	0	0.0000	0	0
Total Shareholding Of Promoter And Promoter Group (A) = (A)(1)+(A)(2)		22	21085215	0	0	21085215	55.9770	21085215	0	21085215	55.9770	0	0.0000	0	0.0000	0	21085207

Details of Shares which remain unclaimed may be given hear along with details such as number of shareholders, outstanding shares held in demat/unclaimed suspense account, voting rights which are frozen etc.

Note :

(1) PAN would not be displayed on website of Stock Exchange(s)


(2) The term 'Encumbrance' has the same meaning as assigned under regulation 28(3) of SEBI (Substantial Acquisition of Shares and Takeovers) Regulations, 2011.



**BF Utilities Limited**

**Table III - Statement showing shareholding pattern of the Public shareholder**

Category & Name of the shareholders	PAN	(i)	(ii)	(iii)	(iv)	(v)	(vi)	(vii) = (iv)+(v)+ (vi)	(viii) As a % of (A+B+C2)	Number of Voting Rights held in each class of securities			(ix)	(x)	Shareholding as a % assuming full conversion of convertible securities (as a percentage of diluted share capital) (VII)+(X) As a % of (A+B+C2)	Number of Locked in shares		Number of Shares pledged or otherwise encumbered		(xiv)						
										Nos. of fully paid up equity shares held	Partly paid-up equity shares held	No. of shares underlying Depository Receipts				Total nos. shares held	Shareholding % calculated as per SCRR, 1957 As a % of (A+B+C2)	Class eg: X	Class eg: Y		Total	(including Warrants)	As a % of total Shares held (a)	As a % of total Shares held (b)	As a % of total Shares held (a)	As a % of total Shares held (b)
<b>1 Institutions</b>																										
(a) Mutual Fund				6	1709	0	0	1709	0.0045	1709	0	0	0.0045	0	0.0045	0	0.0000	NA	NA	1539						
(b) Venture Capital Funds				0	0	0	0	0	0.0000	0	0	0	0.0000	0	0.0000	0	0.0000	NA	NA	0						
(c) Alternate Investment Funds				0	0	0	0	0	0.0000	0	0	0	0.0000	0	0.0000	0	0.0000	NA	NA	0						
(d) Foreign Venture Capital Investors				0	0	0	0	0	0.0000	0	0	0	0.0000	0	0.0000	0	0.0000	NA	NA	0						
(e) Foreign Portfolio Investor				11	321233	0	0	321233	0.8528	321233	0	0	0.8528	0	0.8528	0	0.0000	NA	NA	321233						
(f) Financial Institutions / Banks				14	176702	0	0	176702	0.4691	176702	0	0	0.4691	0	0.4691	0	0.0000	NA	NA	174998						
(g) Insurance Companies				1	31549	0	0	31549	0.0838	31549	0	0	0.0838	0	0.0838	0	0.0000	NA	NA	31549						
(h) Provident Funds/ Pension Funds				0	0	0	0	0	0.0000	0	0	0	0.0000	0	0.0000	0	0.0000	NA	NA	0						
(i) Any Other (Specify)				2	98	0	0	98	0.0003	98	0	0	0.0003	0	0.0003	0	0.0000	NA	NA	98						
Foreign Bank				2	98	0	0	98	0.0003	98	0	0	0.0003	0	0.0003	0	0.0000	NA	NA	98						
<b>Sub Total (B)(1)</b>				<b>34</b>	<b>531291</b>	<b>0</b>	<b>0</b>	<b>531291</b>	<b>1.4105</b>	<b>531291</b>	<b>0</b>	<b>0</b>	<b>1.4105</b>	<b>0</b>	<b>1.4105</b>	<b>0</b>	<b>0.0000</b>	<b>NA</b>	<b>NA</b>	<b>529417</b>						
<b>2 Government/ State Government(s)/ President of India</b>																										
<b>Sub Total (B)(2)</b>				<b>0</b>	<b>0</b>	<b>0</b>	<b>0</b>	<b>0</b>	<b>0.0000</b>	<b>0</b>	<b>0</b>	<b>0</b>	<b>0.0000</b>	<b>0</b>	<b>0.0000</b>	<b>0</b>	<b>0.0000</b>	<b>NA</b>	<b>NA</b>	<b>0</b>						
<b>3 Non-Institutions</b>																										
(a) Individuals																										
i. Individual shareholders holding nominal share capital up to Rs. 2 lakhs.				44346	8619510	0	0	8619510	22.8831	8619510	0	0	22.8831	0	22.8831	0	0.0000	NA	NA	7942076						
ii. Individual shareholders holding nominal share capital in excess of Rs. 2 lakhs.				10	1012408	0	0	1012408	2.6877	1012408	0	0	2.6877	0	2.6877	0	0.0000	NA	NA	1012408						
(b) NBFCs registered with RBI				12	43229	0	0	43229	0.1148	43229	0	0	0.1148	0	0.1148	0	0.0000	NA	NA	43229						
(c) Employee Trusts				0	0	0	0	0	0.0000	0	0	0	0.0000	0	0.0000	0	0.0000	NA	NA	0						
Overseas Depositories(holding DRs) (balancing figure)				0	0	0	0	0	0.0000	0	0	0	0.0000	0	0.0000	0	0.0000	NA	NA	0						



**BF Utilities Limited**

**Table III - Statement showing shareholding pattern of the Public shareholder**

Category & Name of the shareholders	PAN	(I)	(II)	(III)	Nos. of fully paid up equity shares held	Partly paid-up equity shares held	No. of shares underlying Depository Receipts	Shareholding % calculated as per SCRR, 1957 As a % of (A+B+C2)	Number of Voting Rights held in each class of securities			No. of Shares Underlying Outstanding convertible securities (including Warrants)	Shareholding % assuming full conversion of convertible securities as a percentage of diluted share capital (VII)+(X) As a % of (A+B+C2)	Number of Locked in shares		Number of Shares pledged or otherwise encumbered		Number of equity shares held in dematerialised form
									No of Voting Rights	Class	Total			No. Shares held (a)	As a % of total Shares held (b)	No. Shares held (a)	As a % of total Shares held (b)	
(e) Any Other (Specify)		(IV)	(V)	(VI)	(VII) = (IV)+(V)+(VI)	(VIII) As a % of (A+B+C2)	(IX)	(X)	(XI)	(XII)	(XIII)	(XIV)						
Trusts		2798	6375975	0	6375975	16.9269	6375975	0	6375975	16.9269	0	0.0000	NA	NA	4791655			
Foreign Nationals		9	1870	0	1870	0.0050	1870	0	1870	0.0050	0	0.0050	NA	NA	1870			
Hindu Undivided Family		1	165	0	165	0.0004	165	0	165	0.0004	0	0.0004	NA	NA	165			
Non Resident Indians (Non Repat)		1515	729329	0	729329	1.9362	729329	0	729329	1.9362	0	1.9362	NA	NA	729329			
Non Resident Indians (Repat)		175	63337	0	63337	0.1681	63337	0	63337	0.1681	0	0.1681	NA	NA	60183			
Non Resident Indians (Repat)		258	133416	0	133416	0.3542	133416	0	133416	0.3542	0	0.3542	NA	NA	131575			
Overseas Bodies Corporates		1	350	0	350	0.0009	350	0	350	0.0009	0	0.0009	NA	NA	350			
Clearing Member		241	535481	0	535481	1.4216	535481	0	535481	1.4216	0	1.4216	NA	NA	535481			
Bodies Corporate		598	4912027	0	4912027	13.0404	4912027	0	4912027	13.0404	0	13.0404	NA	NA	3332702			
Krutadnya Management And Trading Services Lp	AANFK3728N	1	1568600	0	1568600	4.1643	1568600	0	1568600	4.1643	0	4.1643	NA	NA	0			
Sub Total (B)(3)		47166	16051122	0	16051122	42.6125	16051122	0	16051122	42.6125	0	42.6125	0	0.0000	NA	13789368		
Total Public Shareholding (B)= (B)(1)+(B)(2)+(B)(3)		47200	16582413	0	16582413	44.0230	16582413	0	16582413	44.0230	0	44.0230	0	0.0000	NA	14318785		

Details of the shareholders acting as persons in Concert including their Shareholding (No. and %):


No. of shareholders	No. of Shares

Details of Shares which remain unclaimed may be given hear along with details such as number of shareholders, outstanding shares held in demat/unclaimed suspense account, voting rights which are frozen etc.

Note : (1) PAN would not be displayed on website of Stock Exchange(s).

(2) The above format needs to disclose name of all holders holding more than 1% of total number of shares

(3) W.r.t. the information pertaining to Depository Receipts, the same may be disclosed in the respective columns to the extent information available and the balance to be disclosed as held by custodian.



**BF Utilities Limited**

**Table IV - Statement showing shareholding pattern of the Non Promoter- Non Public shareholder**

Category & Name of the shareholders	PAN	Nos. of shareholders	No. of fully paid up equity shares held	Partly paid-up equity shares held	No. of shares underlying Depository Receipts	Shareholding % calculated as per SCRR, 1957 As a % of (A+B+C2)	Number of Voting Rights held in each class of securities			No. of Shares Underlying Outstanding convertible securities (including Warrants)	Shareholding, as a % assuming full conversion of convertible securities as a percentage of diluted share capital	Number of Locked in shares		Number of Shares pledged or otherwise encumbered		Number of equity shares held in dematerialised form
							Class eg: X	Class eg: Y	Total (A+B+C)			No. (a)	As a % of total Shares held(b)	No. (a)	As a % of total Shares held(b)	
1	(I)	(II)	(IV)	(V)	(VI)	(VII) = (IV)+(V)+(VI)	(VIII) As a % of (A+B+C2)	(IX)	(X)	(VII)+(X) As a % of (A+B+C2)	(XI)	(XII)	(XIII)	(XIV)		
Custodian/DR Holder		0	0	0	0	0	0.0000	0	0	0.0000	0	0.0000	NA	NA	0	
Employee Benefit Trust (under SEBI (Share based Employee Benefit) Regulations, 2014)		0	0	0	0	0	0.0000	0	0	0.0000	0	0.0000	NA	NA	0	
<b>Total Non-Promoter- Non Public Shareholding (C) = (C1)+(C2)</b>		<b>0</b>	<b>0</b>	<b>0</b>	<b>0</b>	<b>0</b>	<b>0.0000</b>	<b>0</b>	<b>0</b>	<b>0.0000</b>	<b>0</b>	<b>0.0000</b>	<b>NA</b>	<b>NA</b>	<b>0</b>	

Note :  
 (1) PAN would not be displayed on website of Stock Exchange(s).  
 (2) The above format needs to disclose name of all holders holding more than 1% of total number of shares  
 (3) W.r.t. the information pertaining to Depository Receipts, the same may be disclosed in the respective columns to the extent information available and the balance to be disclosed as held by custodian.

